Kardia Kerkyras

Laus, Petar

Supplement / Prilog

Publication year / Godina izdavanja: **2017**

Permanent link / Trajna poveznica: https://urn.nsk.hr/urn:nbn:hr:123:448745

Rights / Prava: In copyright / Zaštićeno autorskim pravom.

Download date / Datum preuzimanja: **2024-04-17**

Repository / Repozitorij:

FCEAG Repository - Repository of the Faculty of Civil Engineering, Architecture and Geodesy, University of Split

UNIVERSITY OF SPLIT

dabar
DIGITALNI AKADEMSKI ARHIVI I REPOZITORIJI

Kardia Kerkyras

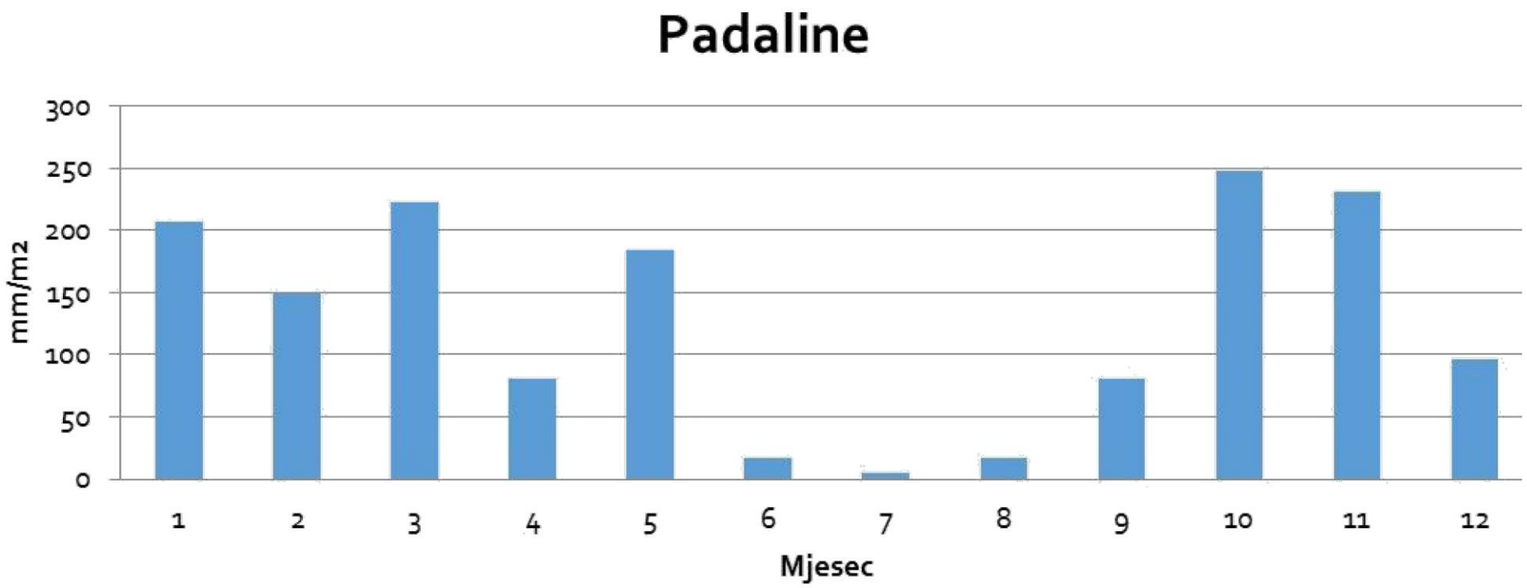

Graf količine padalina po mjesecima



Mjesec	Broj dana	Padaline (mm/m²)	Bruto količina vode prikupljene na dva hektra (m³/2ha)	Bruto količina vode prikupljene na dva hektra kumulativno (m³/2ha)
Siječanj	31	207,1	4 142	4 142
Veljača	28	148,8	2 976	7 118
Ožujak	31	223	4 460	11 578
Travanj	30	80,6	1 612	13 190
Svibanj	31	184,5	3 690	16 880
Lipanj	30	17	340	17 220
Srpanj	31	4,7	94	17 314
Kolovoz	31	16,7	334	17 648
Rujan	30	80,3	1 606	19 254
Listopad	31	247,3	4 946	24 200
Studeni	30	230,9	4 618	28 818
Prosinac	31	96,1	1 922	30 740
Ukupno	365	1537	30 740	30 740

Tablica bruto prikupljanja padalina u resortu

Mjesec	Broj dana	Iskoristivost	Padaline (mm/m²)	Neto količina vode prikupljene na dva hektra (m³/2ha)	Neto količina vode prikupljene na dva hektra kumulativno (m³/2ha)
Siječanj	31	0,7	207,1	2899,4	2899,4
Veljača	28	0,7	148,8	2083,2	4982,6
Ožujak	31	0,7	223	3122	8104,6
Travanj	30	0,7	80,6	1128,4	9233
Svibanj	31	0,7	184,5	2583	11816
Lipanj	30	0,4	17	136	11952
Srpanj	31	0,4	4,7	37,6	11989,6
Kolovoz	31	0,4	16,7	133,6	12123,2
Rujan	30	0,4	80,3	642,4	12765,6
Listopad	31	0,7	247,3	3462,2	16227,8
Studeni	30	0,7	230,9	3232,6	19460,4
Prosinac	31	0,7	96,1	1345,4	20805,8
Ukupno	365		1537	20805,8	20805,8

Tablica neto prikupljanja padalina u resortu

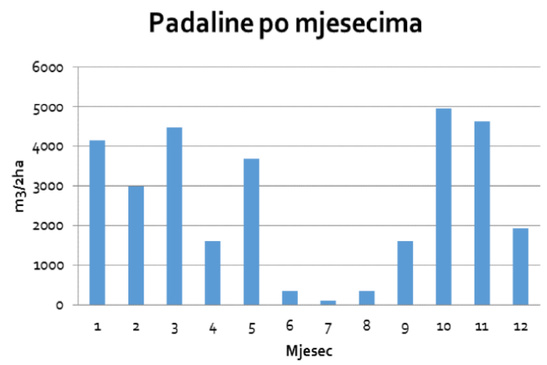

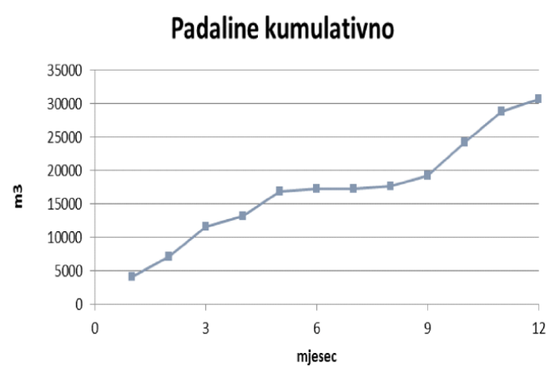

Grafovi količine padalina po mjesecima prikupljenim na površini 2 hektra

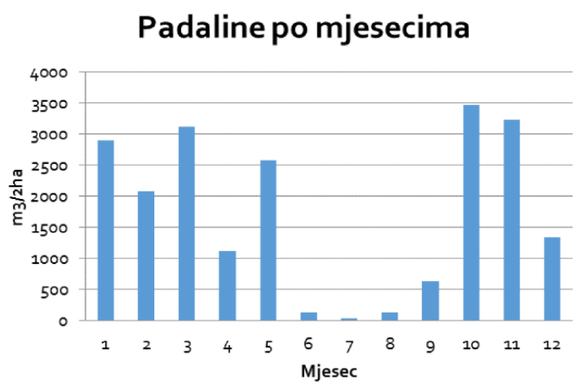

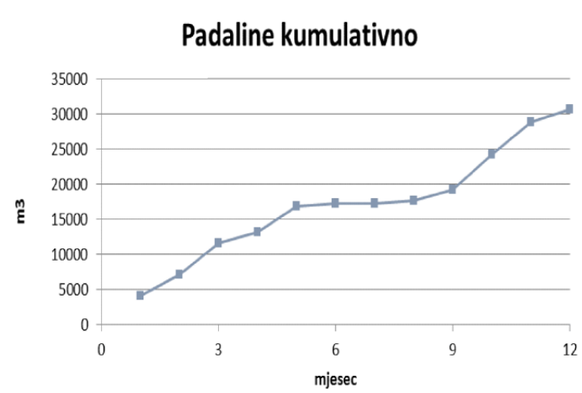

Grafovi neto količine padalina po mjesecima prikupljenim na površini 2 hektra

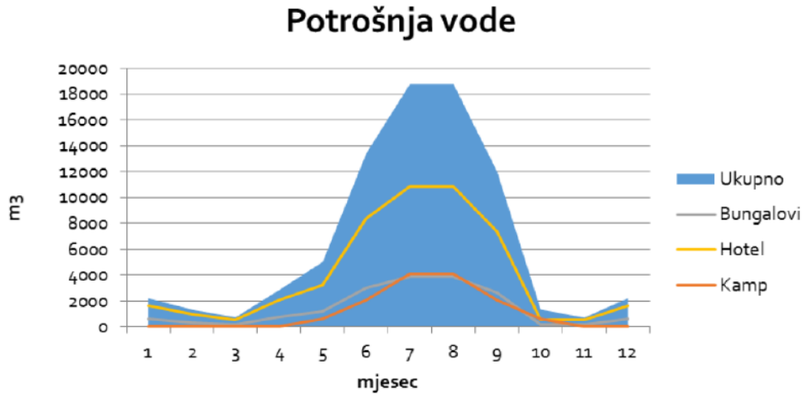

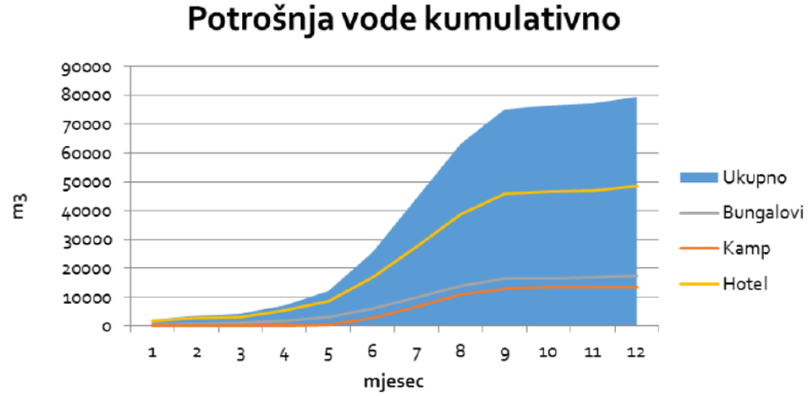

Grafovi potrošnje vode po mjesecima

Mjesec	Broj dana	Popunjenost	Hotel + Spa (m³)	Kamp (m³)	Bungalovi (m³)	Ukupno (m³)	Ukupno kumulativno (m³)
Siječanj	31	0,15	1627	0	581	2 208	2208,75
Veljača	28	0,1	980	0	350	1 330	3538,75
Ožujak	31	0,05	542	0	193	736	4275
Travanj	30	0,2	2100	0	750	2 850	7125
Svibanj	31	0,3	3255	610	1162	5 027	12152
Lipanj	30	0,8	8400	2034	3000	13 434	25587
Srpanj	31	1	10850	4068	3875	18 793	44380
Kolovoz	31	1	10850	4068	3875	18 793	63174
Rujan	30	0,7	7350	2034	2625	12 009	75184
Listopad	31	0,05	542	610	193	1 346	76530
Studeni	30	0,05	525	0	187	712	77243
Prosinac	31	0,15	1627	0	581	2 208	79451
Ukupno	365		48 650	13 426	17 375	79451	79451

Tablica potrošnje vode u resortu

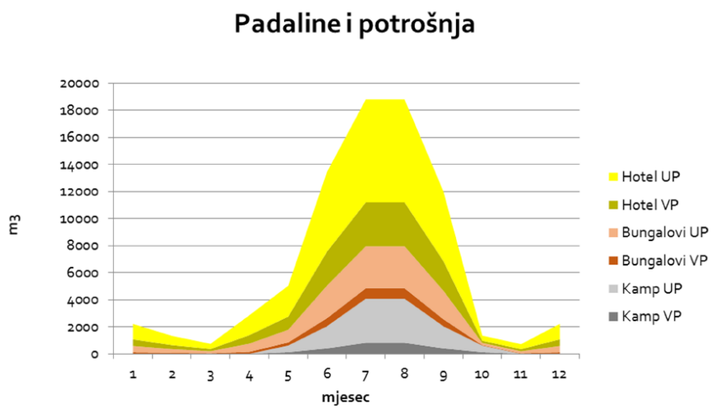

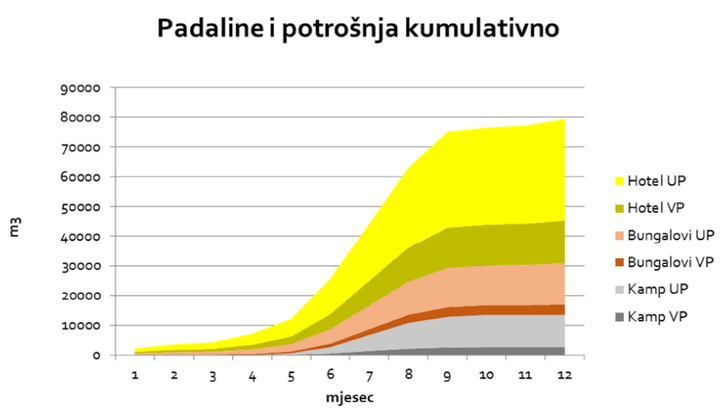

Grafovi potrošnje vode u objektima resorta razdijeljen na vanjsku (VP) i unutrašnju (UP) potrošnju

Particular	Make	20000 LPH
Plant type		Skid Mounted
Raw Water Pump	Kirloskar	6 HP
Sand Media filter	Creative	48"x72"
Carbon Media filter	Creative	48"x72"
Micron Filter	Creative	Big Blue 20"- 4Nos.
Vertical High Pressure pump	Grandfos	14HP
Pressure tube	Creative	4"x80"- 5/6Nos.
RO Membrane	Hydronautics/ Dow (Filtec)	8040- 10/12 No.
Anti Scaling Dosing Pump	Creative	0-12 LPH
CIP System	Kirloskar Pump SS	Auto/Manual with or w/o pump
Ph boosting system	Creative	Metering pump with tank
Pressure Gage	HG – SS gel filled	6 nos.
Flow/ Rota meter	Creative	2 Nos.
Pipe & fitting	Finolex/ Astral	PVC/SS
Low & High pressure switch		1-1 Each

20000 Lph
480 m³ na dan



Mjesec	Broj dana	Kapacitet rada RO sistema	Ukupno RO sistem opskrba (m³)	Ukupno kumulativno RO sistem opskrba (m³)	Kišnica prikupljena na dva hektra (m³/2ha)	Kišnica prikupljena na dva hektra kumulativno (m³/2ha)	RO sistem + kišnica (m³)	RO sistem + kišnica kumulativno (m³)
Siječanj	31	0,1	1 488	1 488	2899,4	2899,4	4387,4	4387,4
Veljača	28	0,1	1 344	2 832	2083,2	4982,6	3427,2	7814,6
Ožujak	31	0,1	1 488	4 320	3122	8104,6	4610	12424,6
Travanj	30	0,2	2 880	7 200	1128,4	9233	4008,4	16433
Svibanj	31	0,3	4 464	11 664	2583	11816	7047	23480
Lipanj	30	1	14 400	26 064	136	11952	14536	38016
Srpanj	31	1	14 880	40 944	37,6	11989,6	14917,6	52933,6
Kolovoz	31	1	14 880	55 824	133,6	12123,2	15013,6	67947,2
Rujan	30	0,8	11 520	67 344	642,4	12765,6	12162,4	80109,6
Listopad	31	0,1	1 488	68 832	3462,2	16227,8	4950,2	85059,8
Studeni	30	0,1	1 440	70 272	3232,6	19460,4	4672,6	89732,4
Prosinac	31	0,1	1 488	71 760	1345,4	20805,8	2833,4	92565,8
Ukupno	365		71 760	71 760	20805,8	20805,8	92565	92565

Tablica opskrbe vodom u resortu

Mjesec	Broj dana	RO sistem + kišnica (m³)	RO sistem + kišnica kumulativno (m³)	Potrošnja vode (m³)	Potrošnja vode kumulativno (m³)	Razlika prihrane i potrošnje (m³)	Razlika prihrane i potrošnje kumulativno (m³)
Siječanj	31	4 387,4	4 387,4	2 208	2 208,75	2 178	2 178
Veljača	28	3 427,2	7 814,6	1 330	3 538,75	2 097	4 275
Ožujak	31	4 610	12 424,6	736	4 275	3 873	8 149
Travanj	30	4 008,4	16 433	2 850	7 125	1 158	9 308
Svibanj	31	7 047	23 480	5 027	12 152	2 019	11 327
Lipanj	30	14 536	38 016	13 434	25 587	1 101	12 428
Srpanj	31	14 917,6	52 933,6	18 793	44 380	-3 876	8 552
Kolovoz	31	15 013,6	67 947,2	18 793	63 174	-3 780	4 772
Rujan	30	12 162,4	80 109,6	12 009	75 184	153	4 925
Listopad	31	4 950,2	85 059,8	1 346	76 530	3 603	8 529
Studeni	30	4 672,6	89 732,4	712	77 243	3 960	12 489
Prosinac	31	2 833,4	92 565,8	2 208	79 451	624	13 113
Ukupno	365	92 565	92 565	79 451	79 451	13 113	13 113

Tablica prihranjivanja i potrošnje vode u resortu

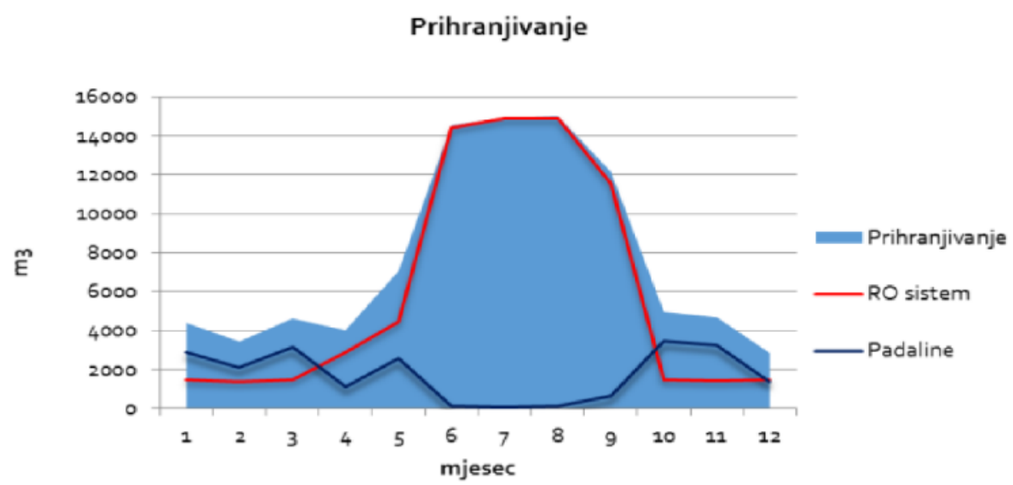

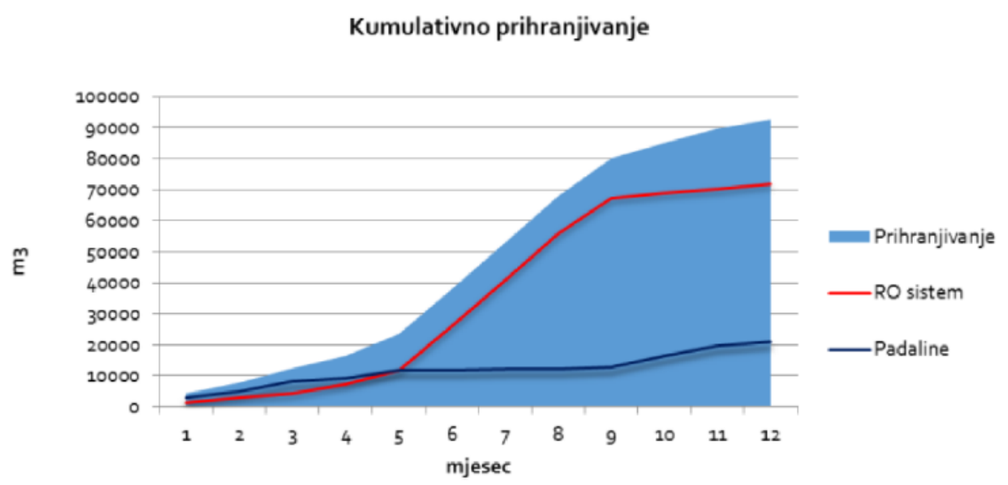

Grafovi prihranjivanja vode u resortu

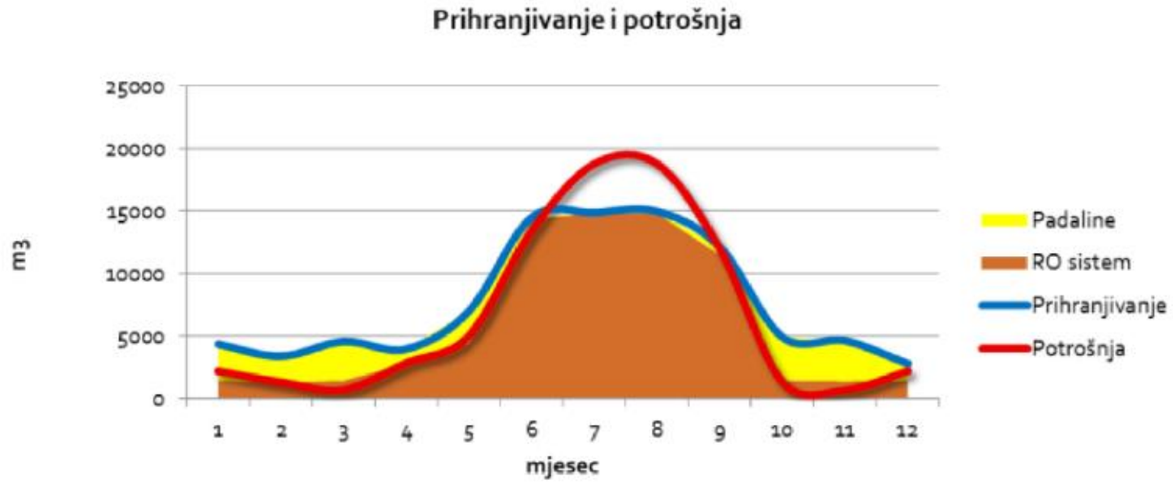

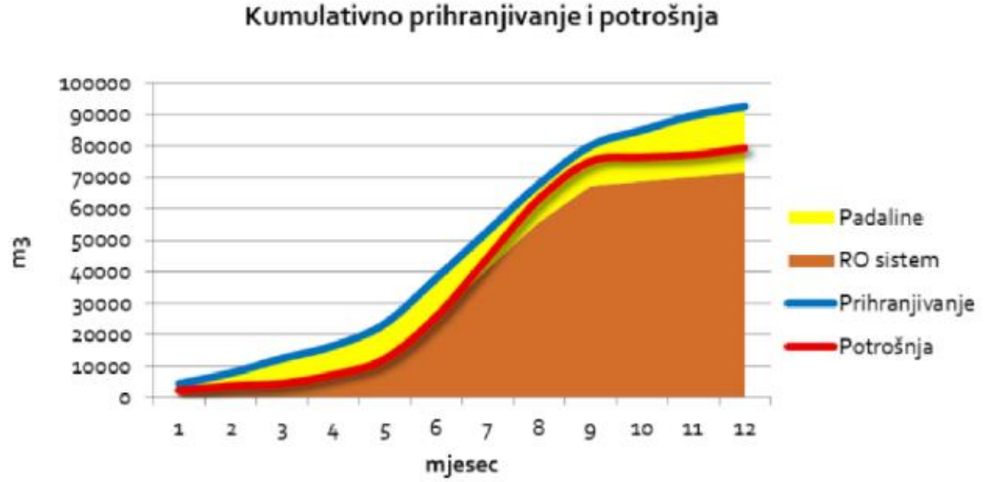

Grafovi prihranjivanja i potrošnje vode u resortu

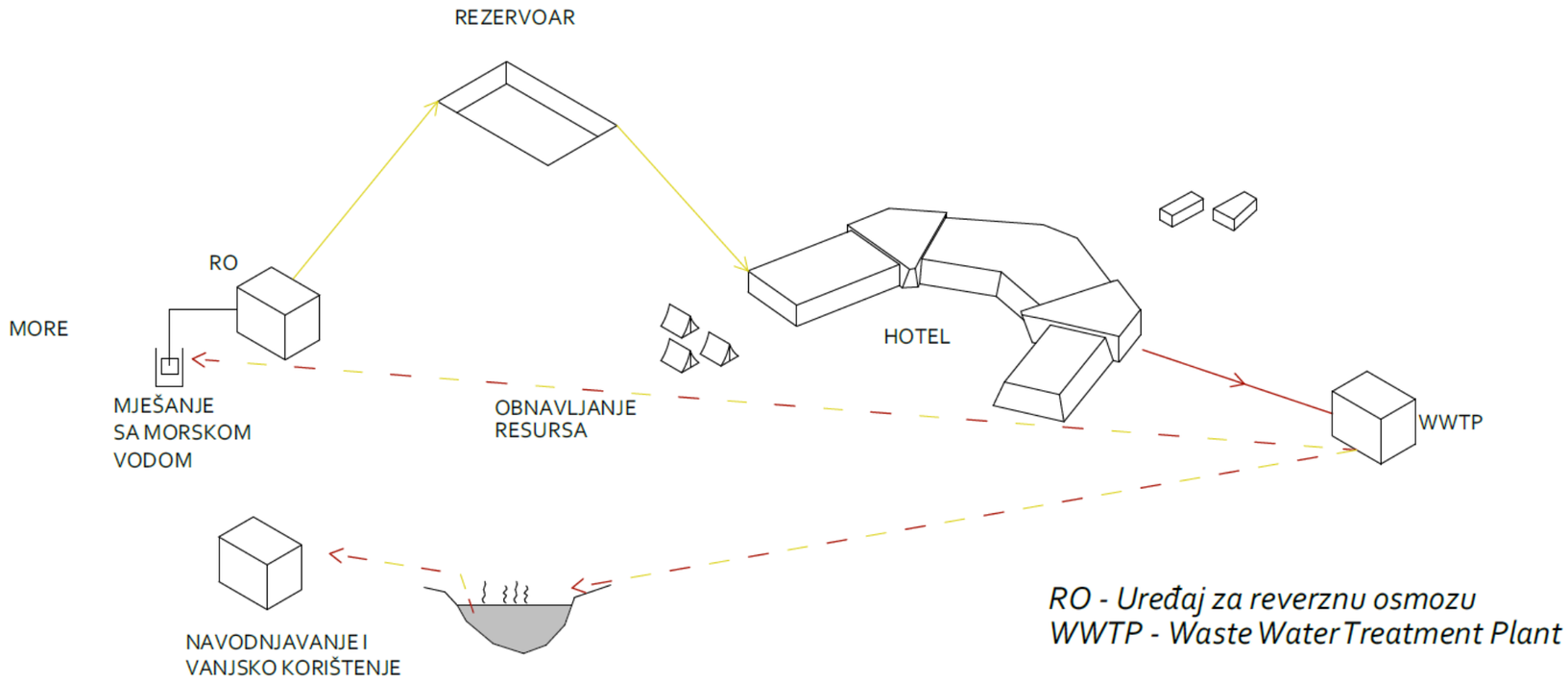

RO - Uređaj za reverznu osmozu
WWTP - Waste Water Treatment Plant

Dijagram pročišćavanja otpadnih voda

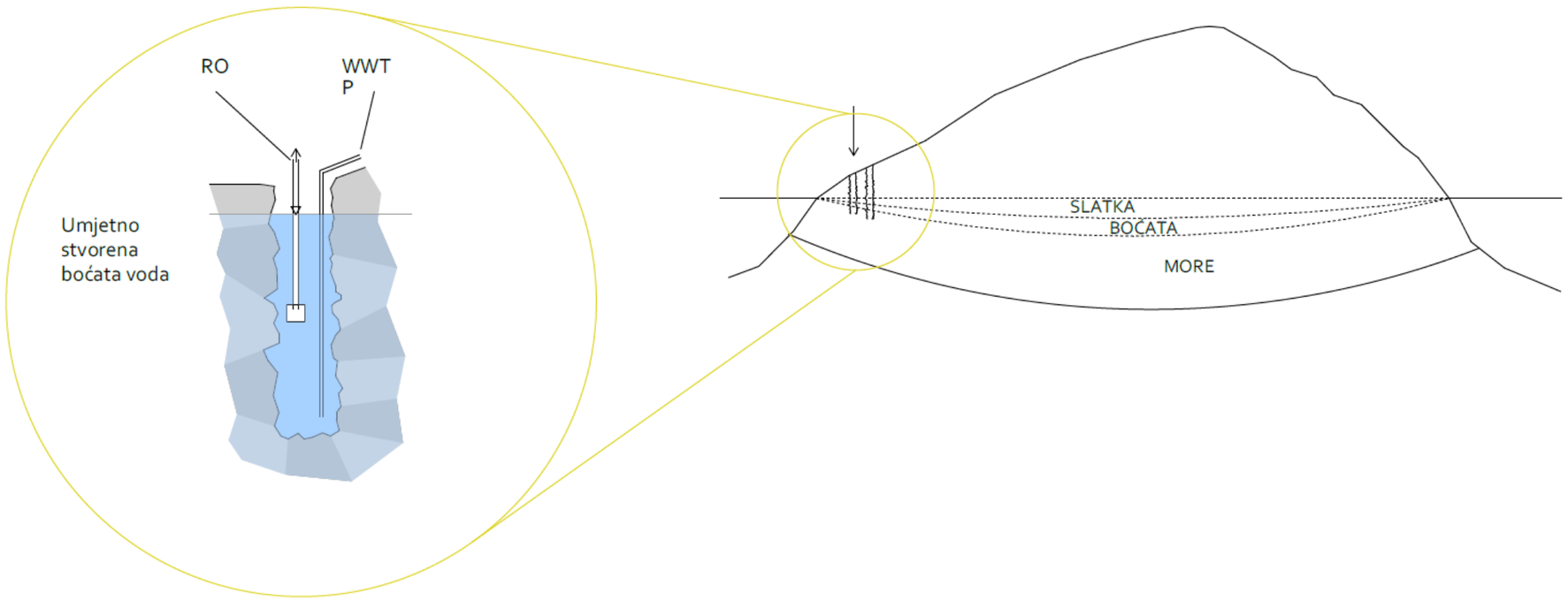

Miješanje pročišćenih voda sa morskom vodom

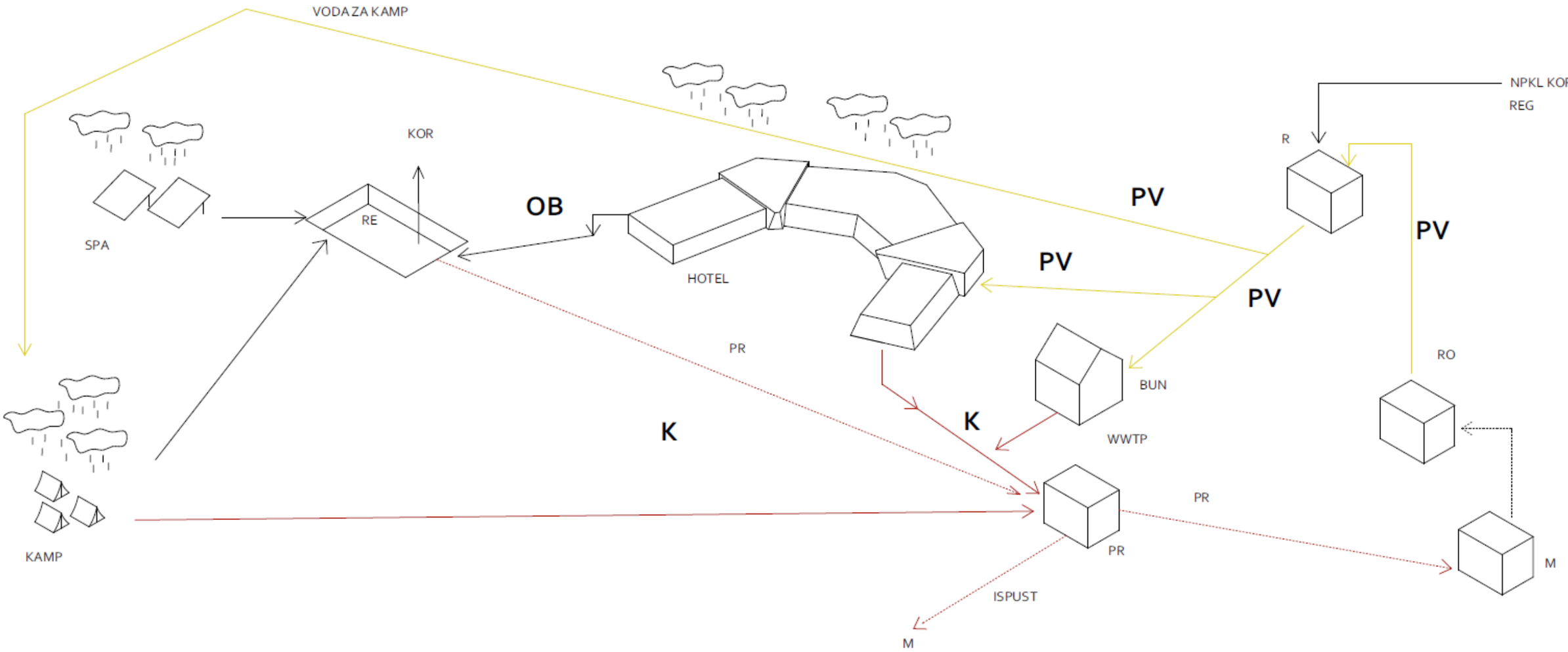

OB - Krovne vode
R - Rezervoar pitke vode
RE - Rezervoar nepitke (sirove) vode
SPA - SPA
REG - Regionalni vodovod
RO - Uređaj za reverznu osmozu

M - More zahvat
WWTP - Uređaj otpadnih voda
K - Kanalizacija / Otpadne vode
KOR - Krištenje
PV - Pitka voda
PR - Pročišćenje vode

Dijagram cirkulacije vode u resortu

Mjesec	Broj dana	Sunčeva radijacija (kWh/m²/day)	Sunčeva radijacija (kWh/m²/month)	Proizvedena energije mjesečno (kWh/month)
Siječanj	31	2,58	79,98	45 627,97
Veljača	28	3,83	107,24	61 732,27
Ožujak	31	4,6	142,6	79 743,29
Travanj	30	5,57	167,1	91 245,11
Svibanj	31	6,75	209,25	110 142,61
Lipanj	30	7,35	220,5	114 340,67
Srpanj	31	7,72	239,32	122 719,90
Kolovoz	31	7,33	227,23	115 924,80
Rujan	30	6,05	181,5	93 111,83
Listopad	31	4,23	131,13	71 032,30
Studeni	30	3,01	90,3	50 154,12
Prosinac	31	2,55	79,05	44 225,13
Ukupno	365	5,13	1872,45	1 000 000

Tablica insolacije i proizvodnje eletkrične energije

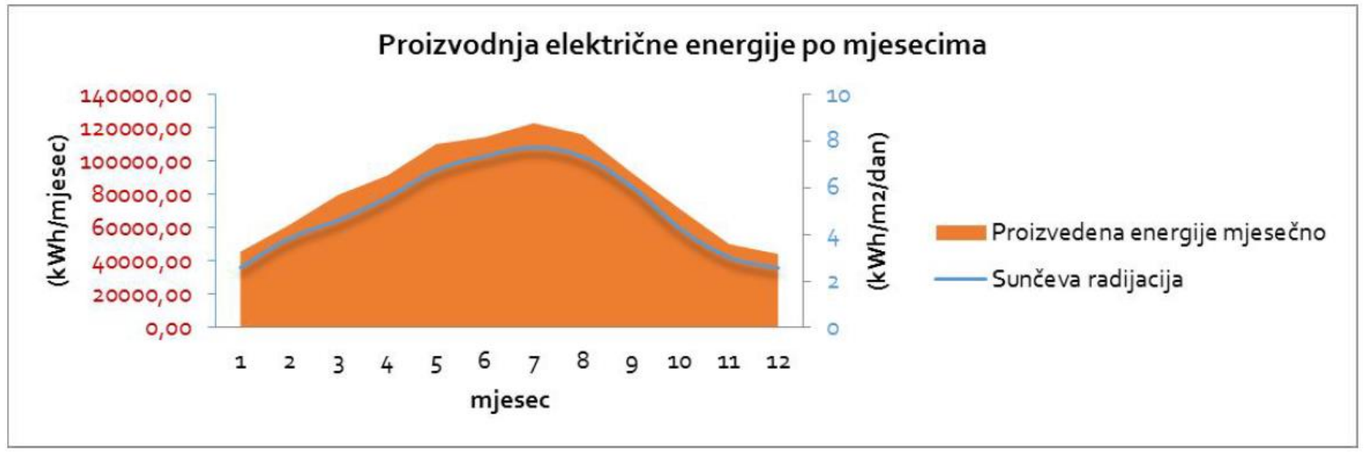

Graf usporedbe insolacije i proizvodnje električne energije

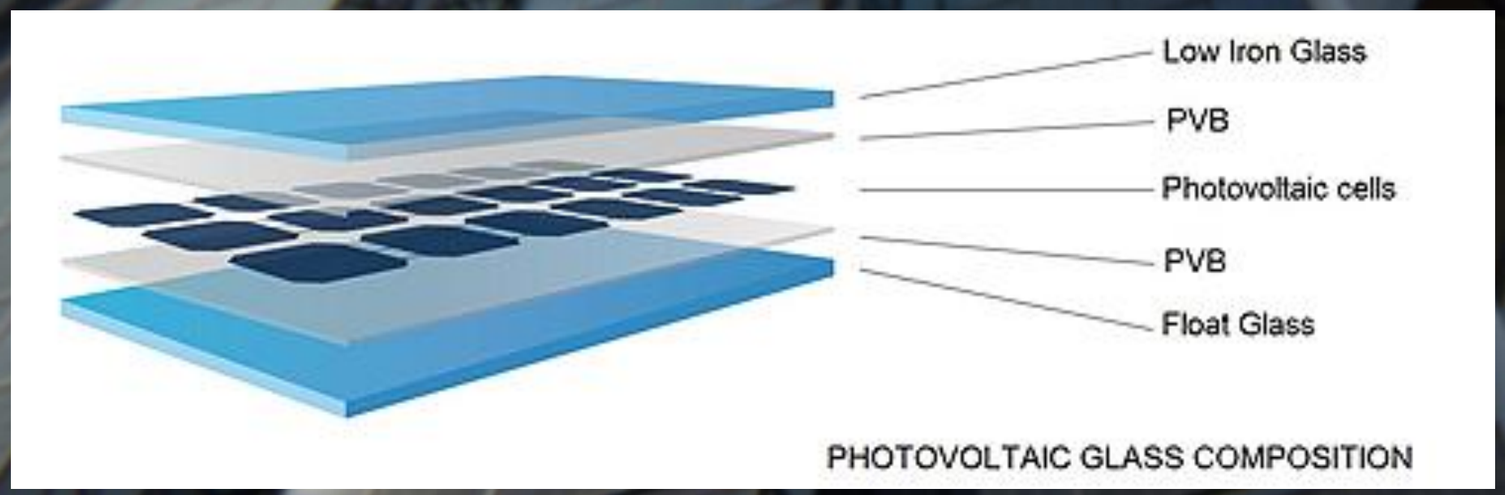

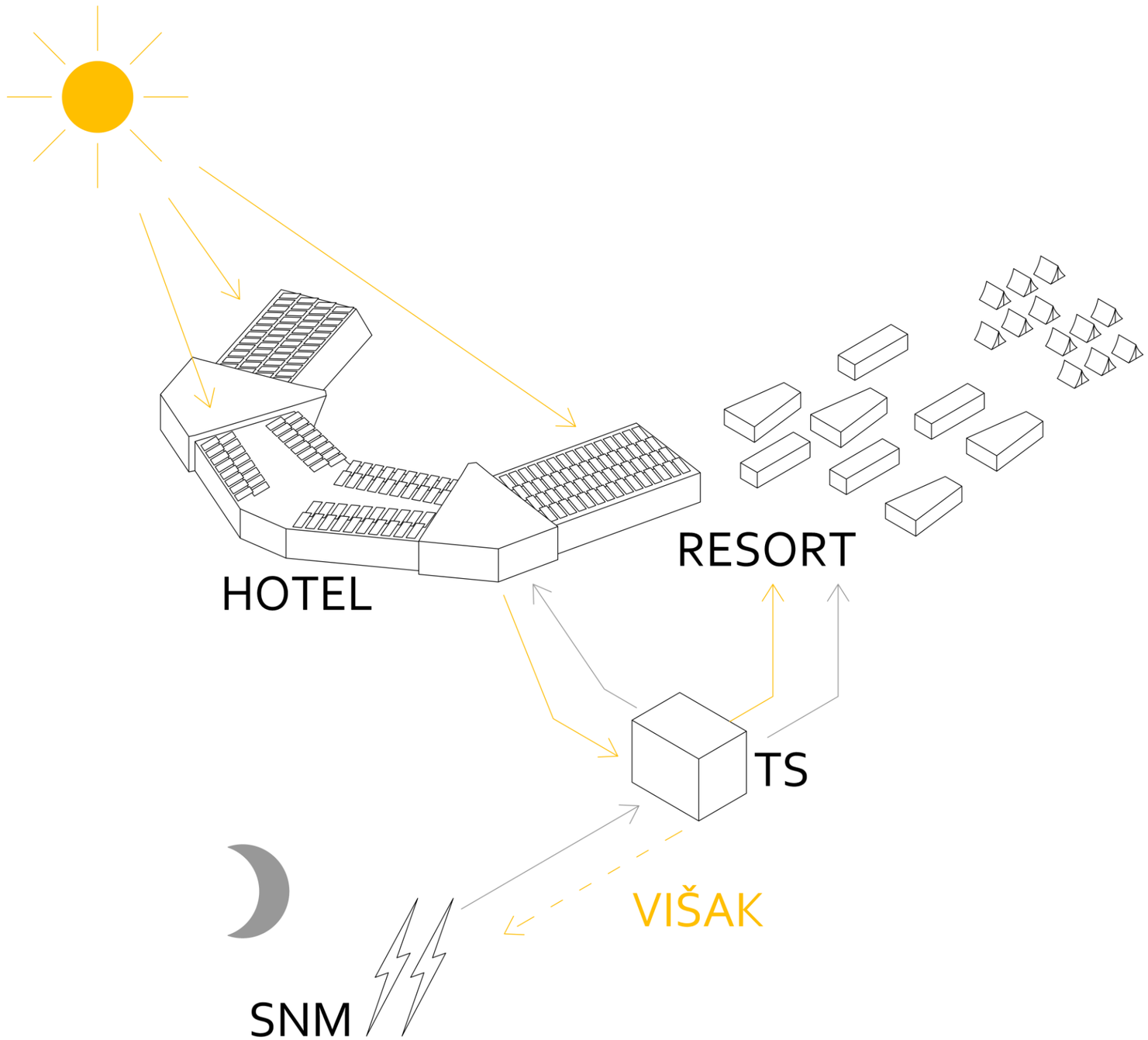
HOTEL
RESORT
TS
VIŠAK
SNM

KONCEPT



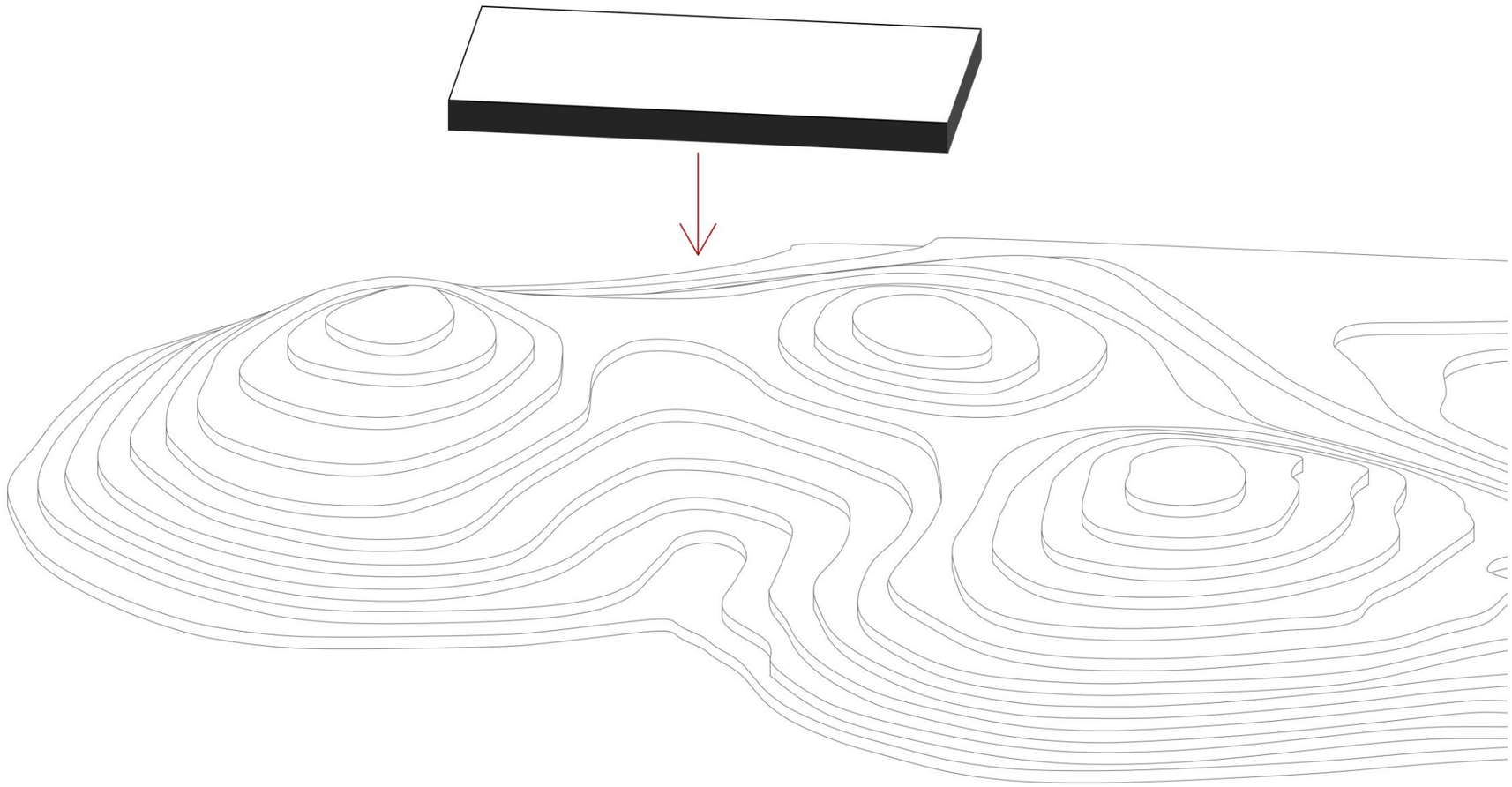

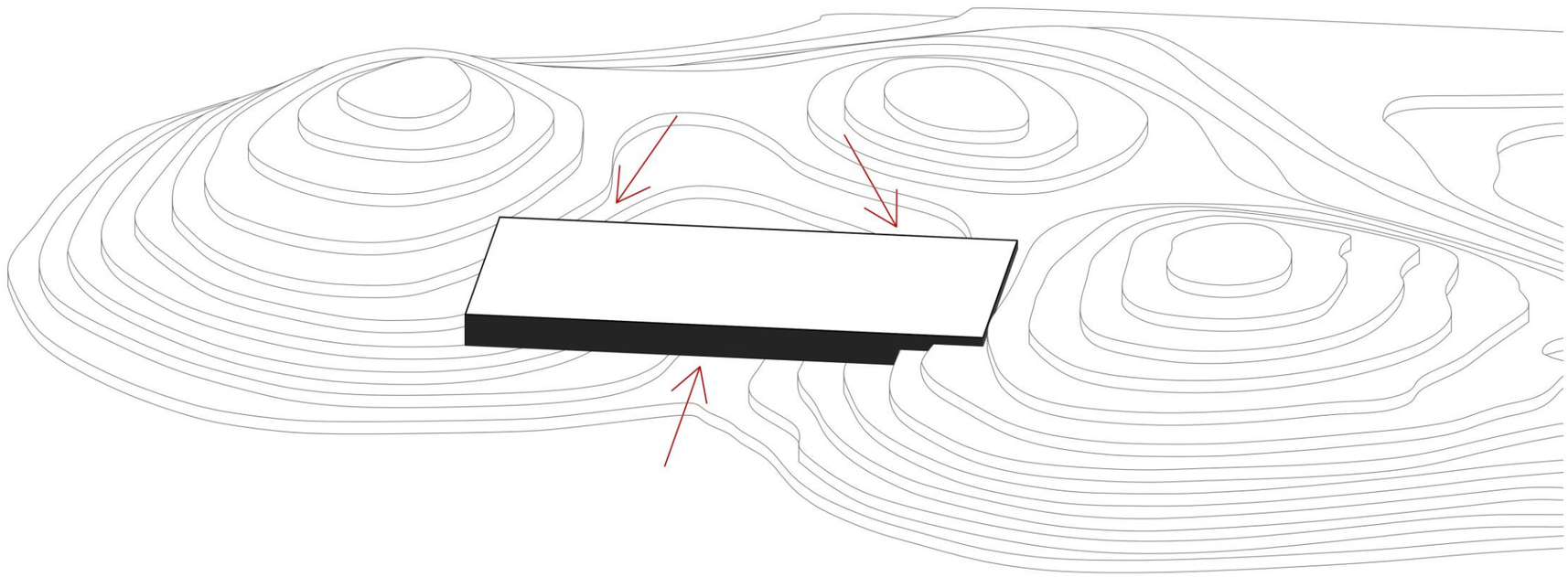

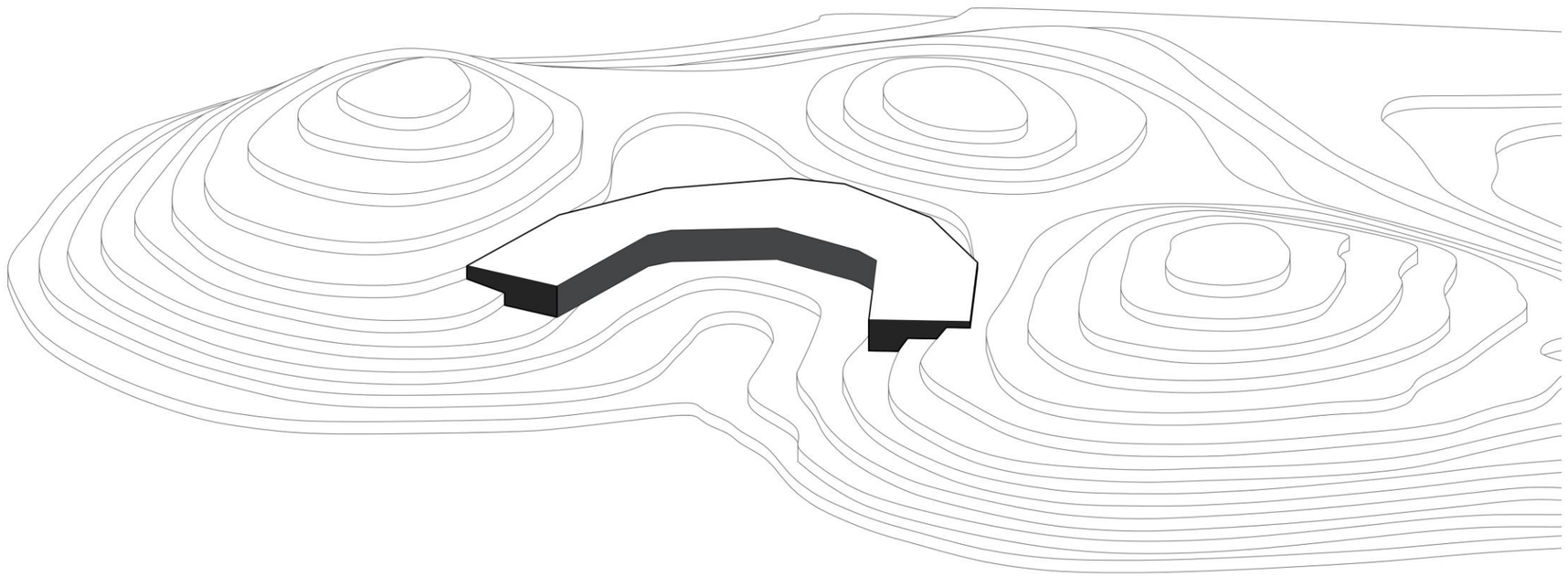

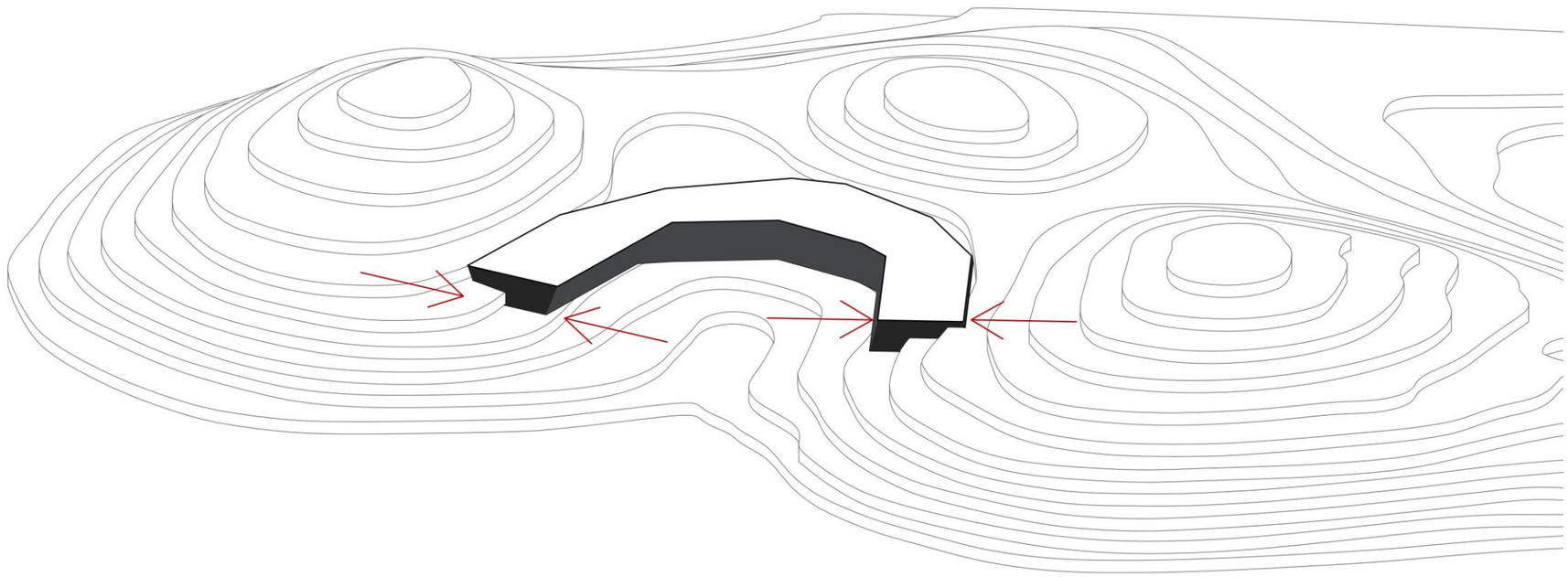

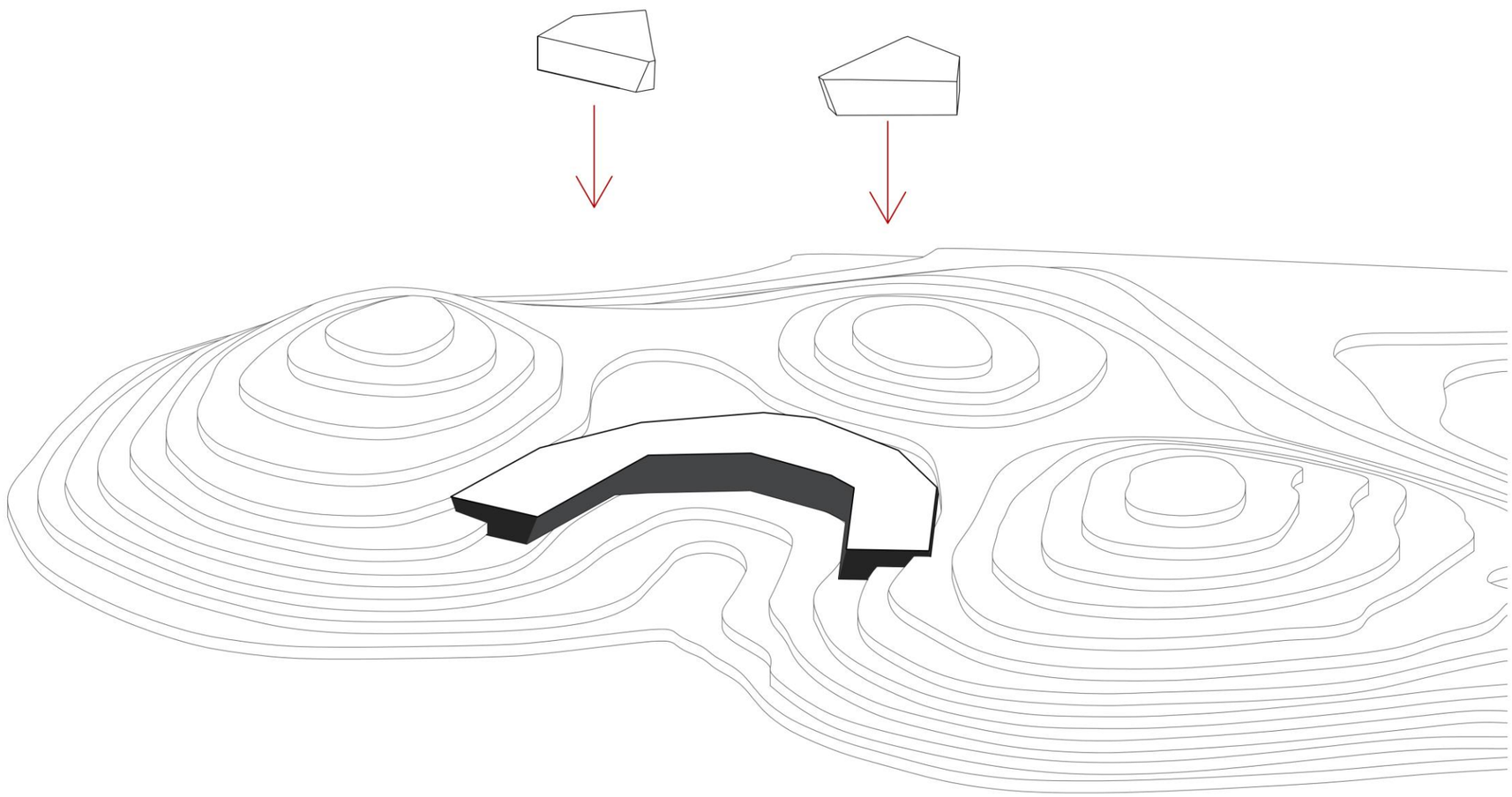

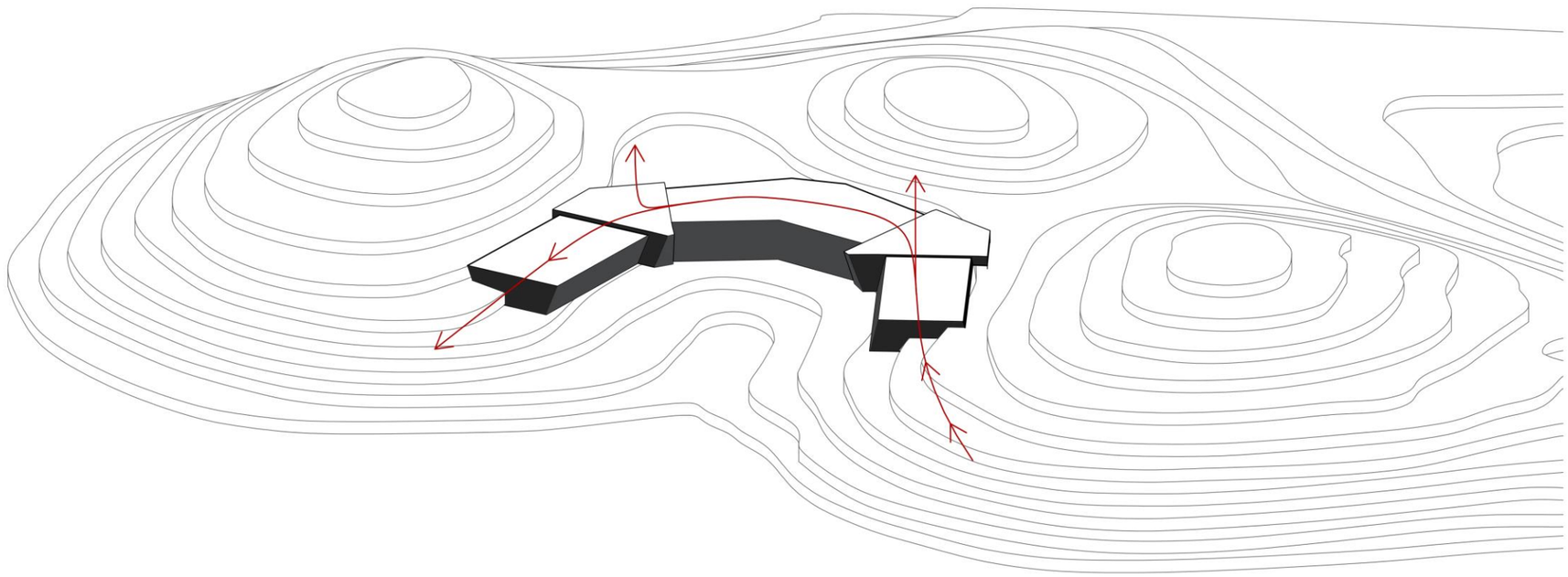

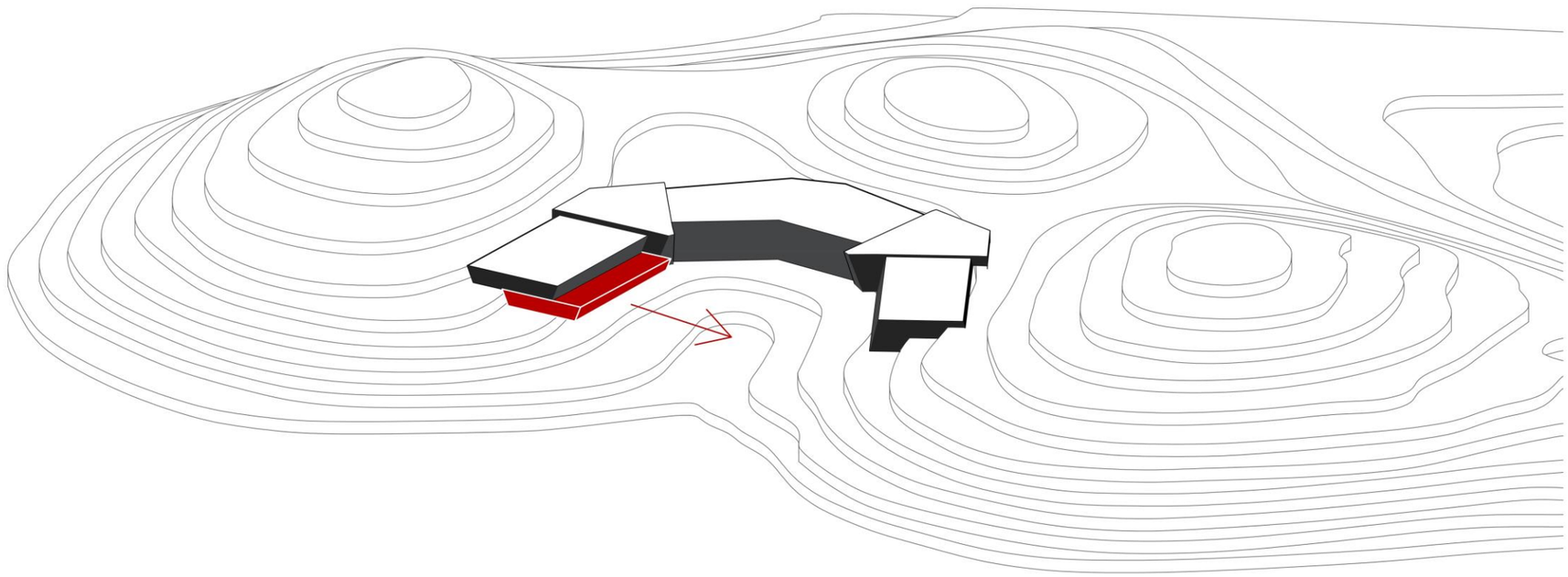

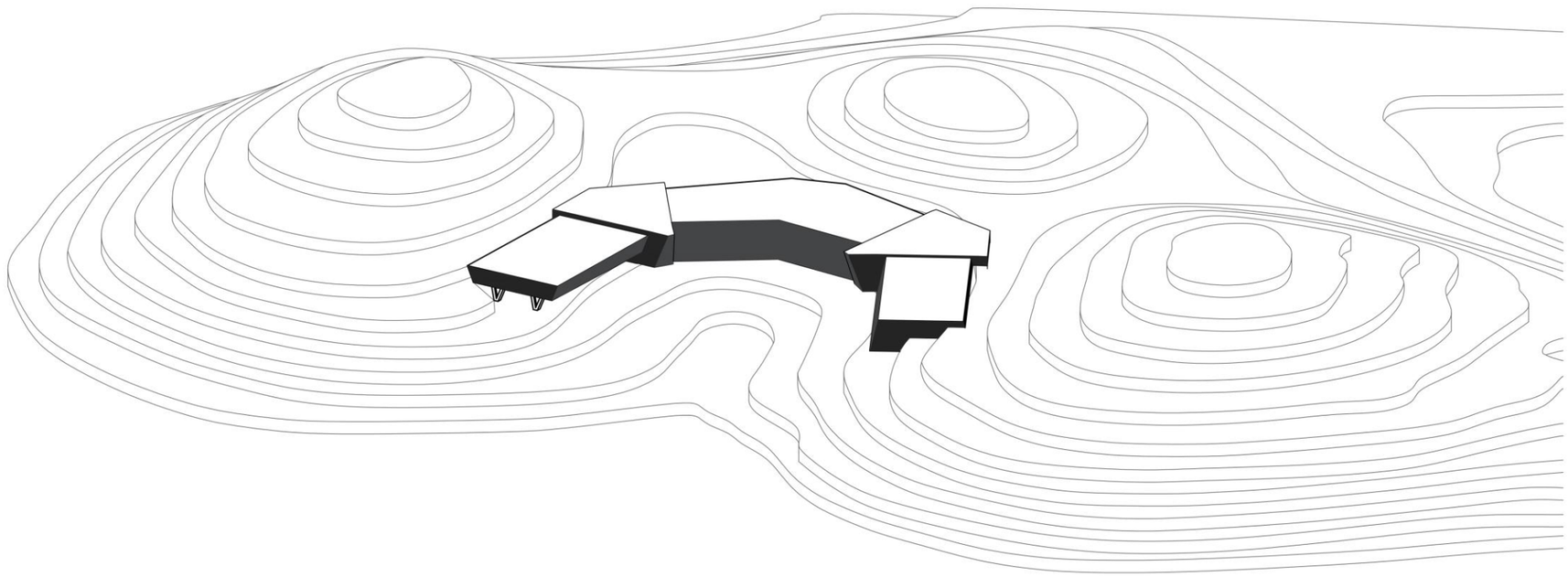

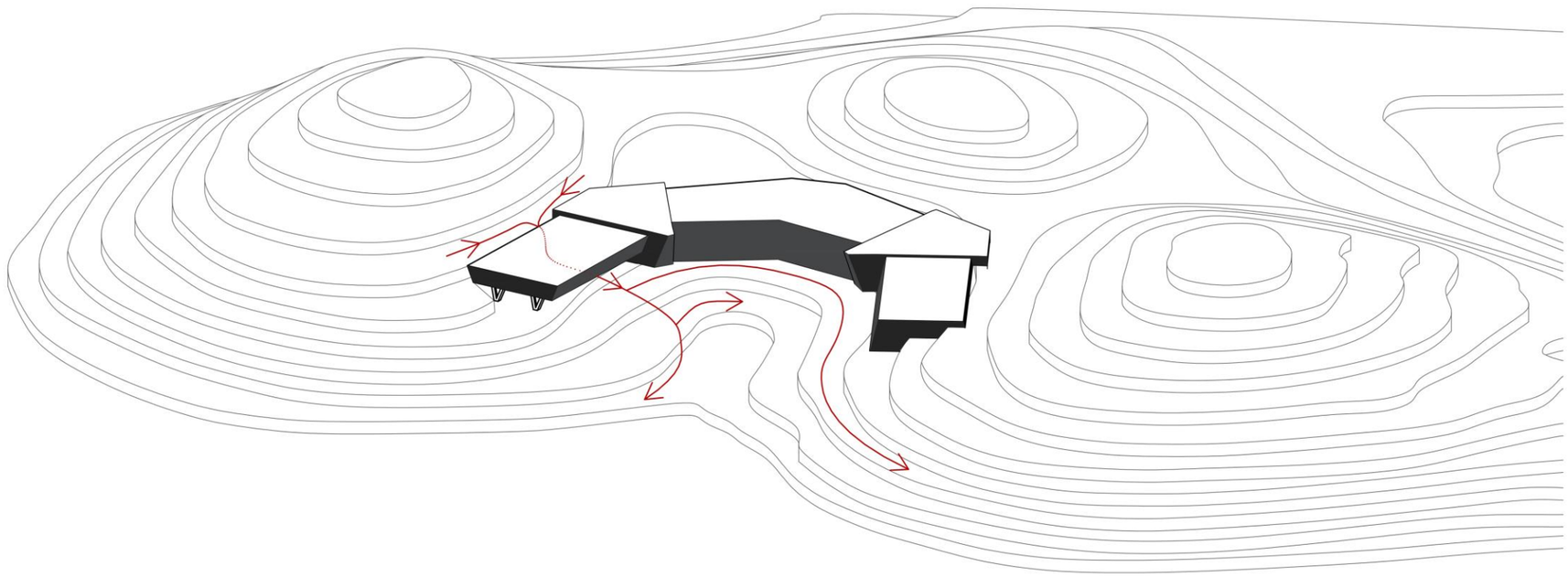

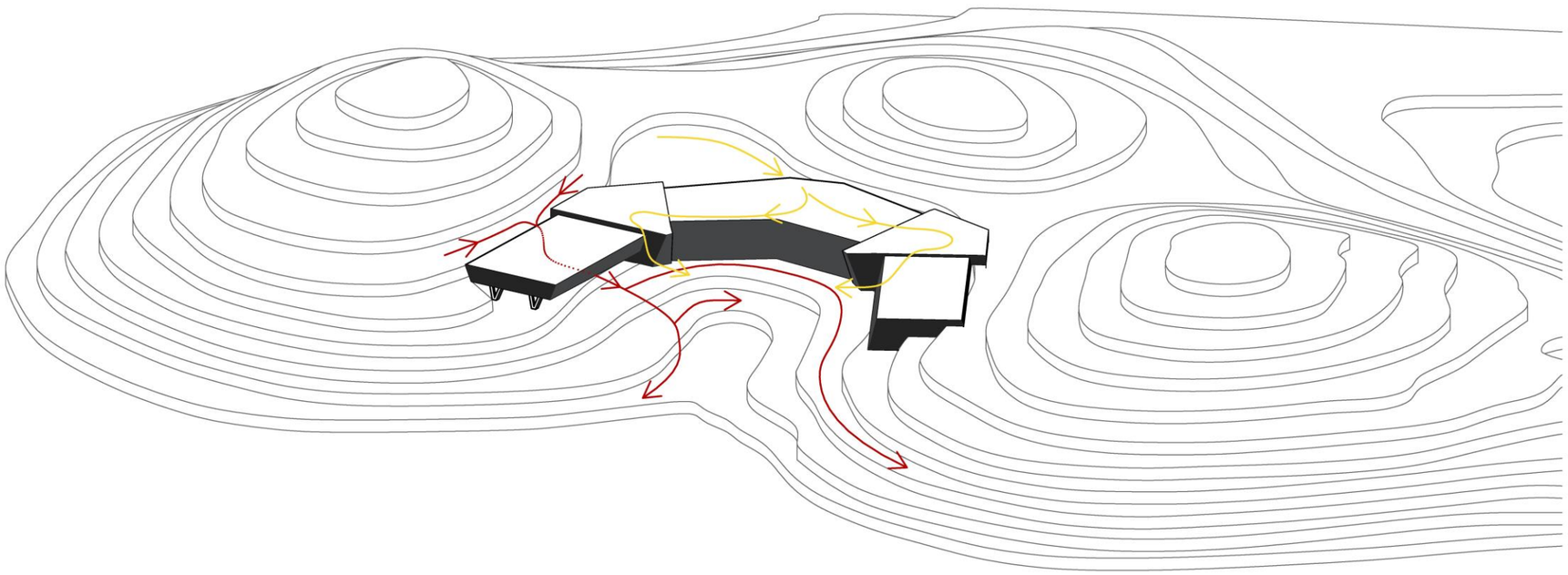

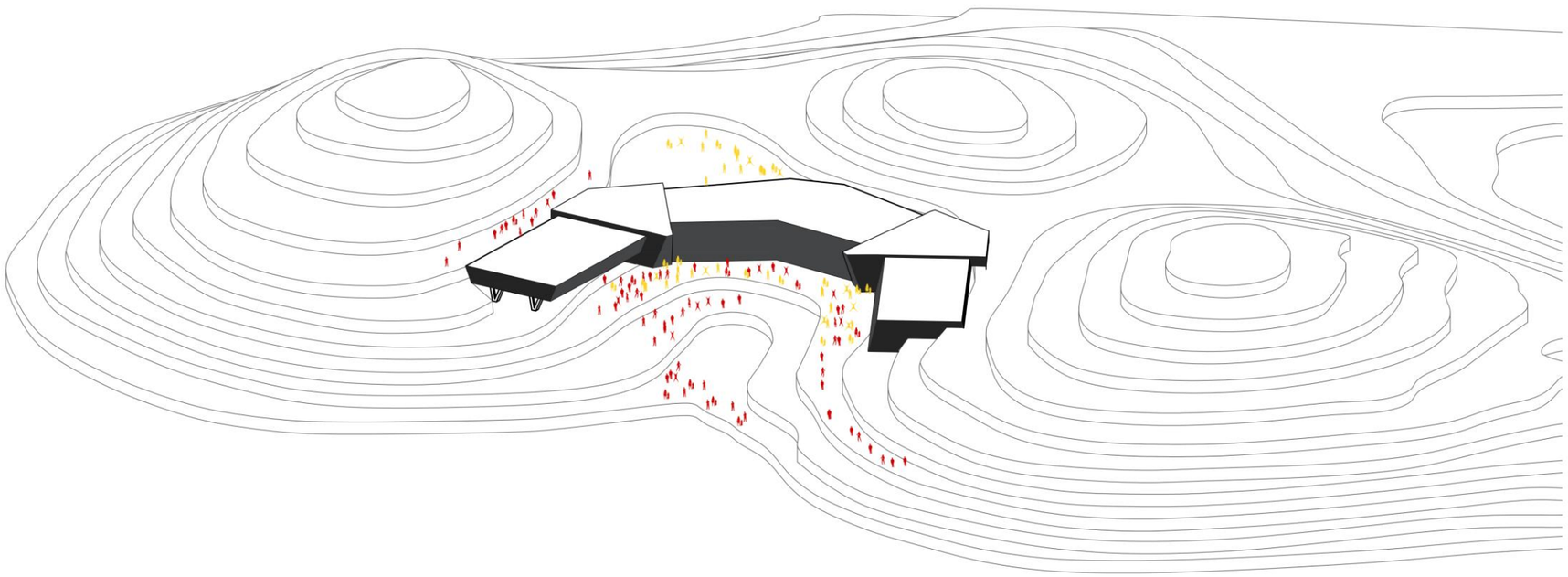

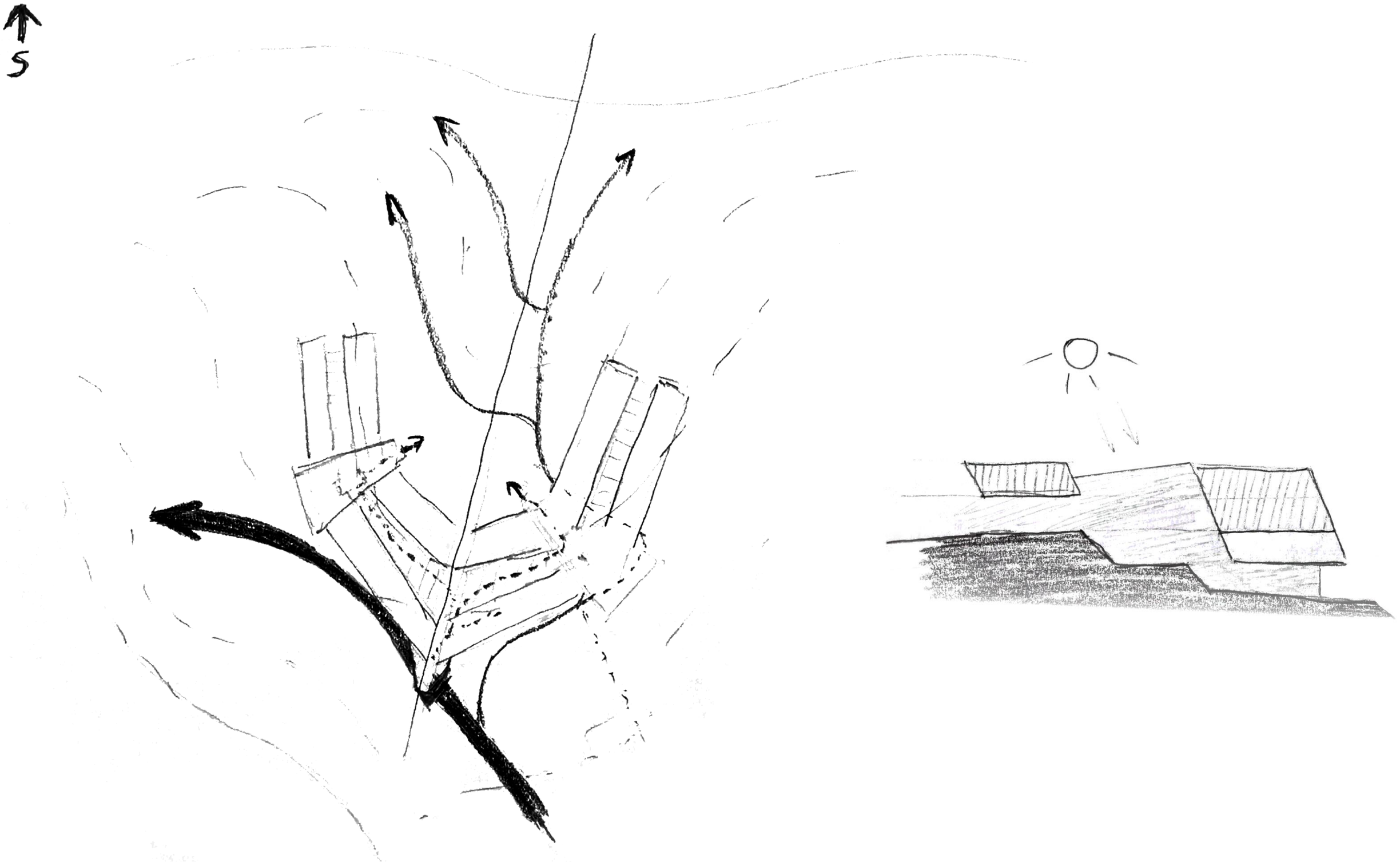
S

ISKAZ POVRŠINA

	m²	broj	Σ m²
1. BAZENI			1966
bazen	1106	1	
bazen s umjetnim valovima	596	1	
strojarnica bazena	32	1	
svlačionice	116	2	
2. TERETANA	323		323
teretana	275	1	
svlačionice	18	1	
sanitarije	30	1	
3. SALONI			226
saloni		5	
spremišta	18	2	
4. RESTORAN	146		146
(vinski podrum)	146	1	
5. KOMUNIKACIJE			
vertikalne	32	3	96
horizontalne	430		430

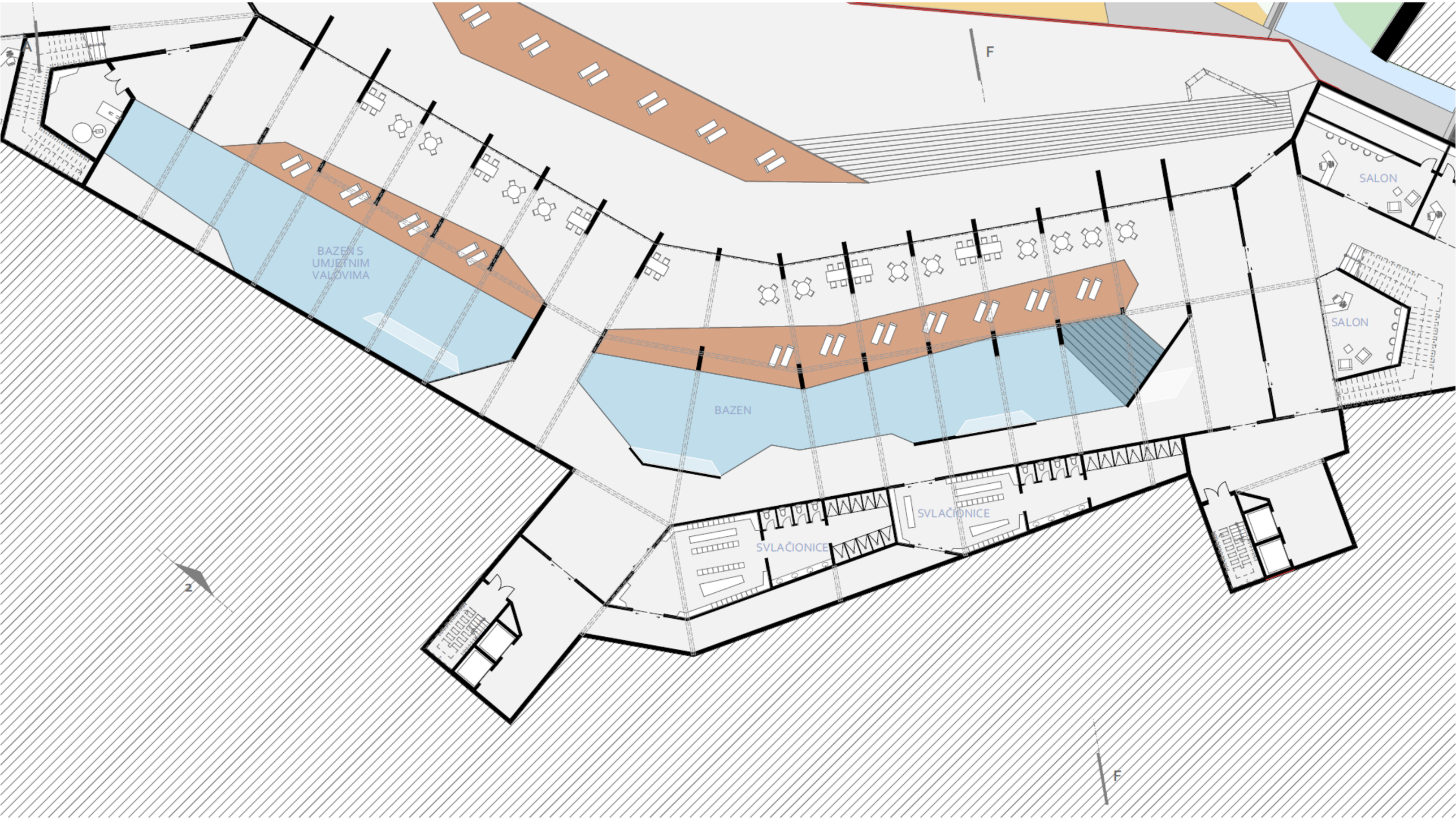
A
F
SALON
SALON
BAZEN S
UMJETNIM
VALOVIMA
BAZEN
SVLAČIONICE
SVLAČIONICE
Z
F

ISKAZ POVRŠINA

		m²	broj	Σ m²
1.	KONGRESNI CENTAR			910
	amfiteatar	372	1	
	sale za sastanke	54	3	
	predavaonice	108	2	
	kongresni uredi	80	2	
2.	SERVISNI PROSTORI			264
	instalacije	66	1	
	tehnika	66	1	
	spremište	100	1	
	domar	32	1	
3.	BACK OF THE HOUSE			296
	garderoba	66	1	
	čajna kuhinja	100	1	
	praonica	100	1	
	otpad	30	1	
4.	RESTORAN			1194(1340)
	skladište	68	1	
	skladište pića	11	3	
	(vinski podrum)	13(119)	1	
	kuhinja	180	1	
	restoran	588	1	
	restoran 2	312	1	
5.	ZELENI ATRIJ	765	1	765
6.	PLAVI ATRIJ	270	1	270
7.	SANITARIJE	94	1	94
8.	ULICA	1830		1830
9.	KOMUNIKACIJE			
	vertikalne	32	3	96
	horizontalne	532		532

A
A
A
E
1
KONGRESNI
URED
KONGRESNI
URED
SALA ZA SASTANKE
SALA ZA SASTANKE
SALA ZA SASTANKE
AMFITEATAR
PREDAVAONICA
PREDAVAONICA

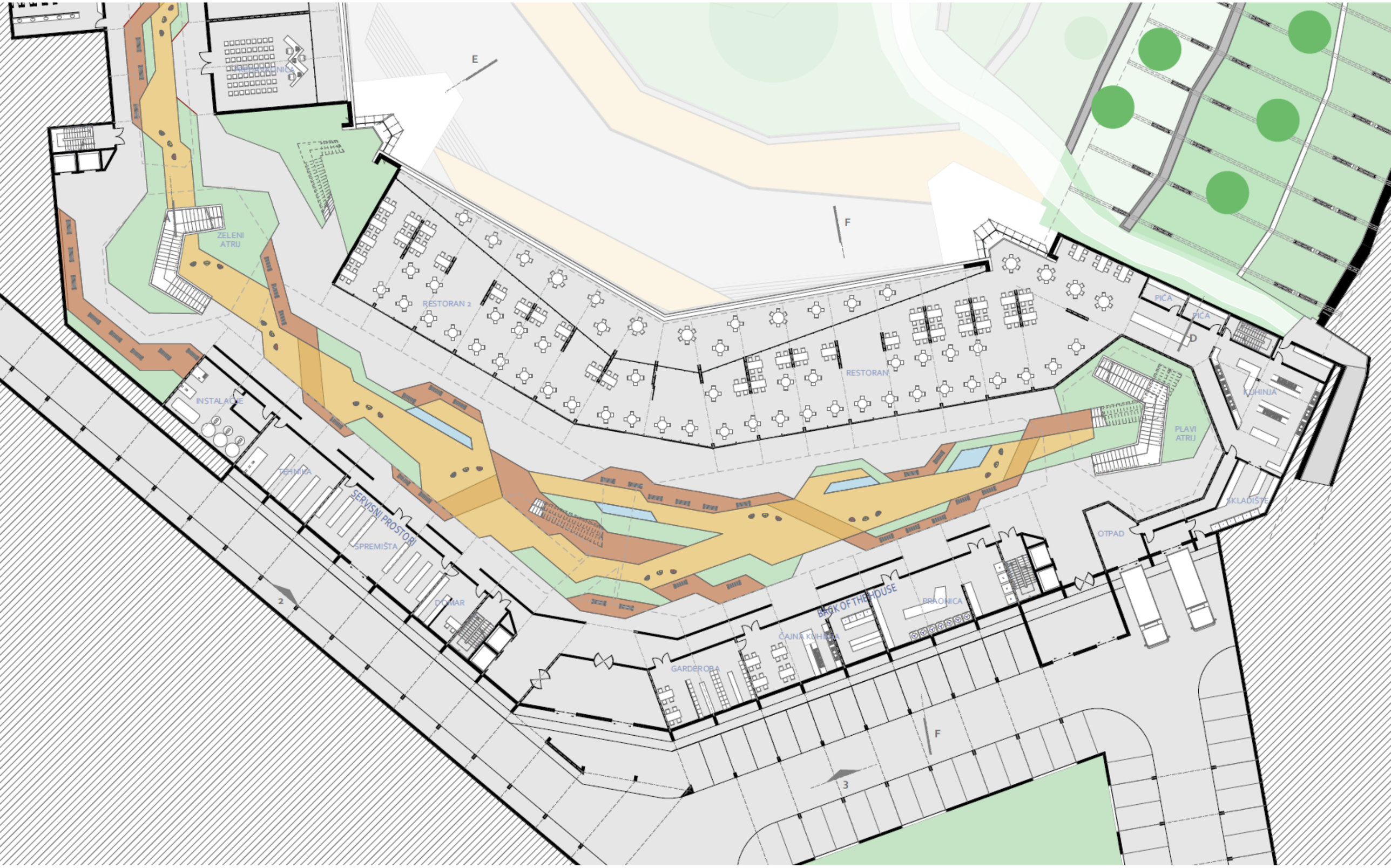
E
F
ZELENI ATRIJ
RESTORAN 2
RESTORAN
PIĆA
PIĆA
KUHINJA
PLAVI ATRIJ
INSTALACIJE
TEHNIKA
SERVISNI PROSTORI
SPREMIŠTA
DOMAR
GARDEROBA
ČAJNA KUHINJA
BAR
PRAONICA
OTPAD
SKLADIŠTE
2
3
F
D

ISKAZ POVRŠINA

		m²	broj	Σ m²
1.	SOBA α	166	1	166
	unutrašnji prostor	82		
	vanjski prostor	84		
2.	SOBA β	148	1	148
	unutrašnji prostor	78		
	vanjski prostor	70		
3.	SOBA γ	125	1	125
	unutrašnji prostor	65		
	vanjski prostor	60		
4.	SOBA δ	101	1	101
	unutrašnji prostor	65		
	vanjski prostor	36		
5.	SOBE ε	58	22	1276
	unutrašnji prostor	40		
	vanjski prostor	18		
6.	SOBE ζ	56	8	448
	unutrašnji prostor	38		
	vanjski prostor	18		
7.	SOBE η	44	8	352
	unutrašnji prostor	31		
	vanjski prostor	13		
8.	SOBE θ	40	8	320
	unutrašnji prostor	31		
	vanjski prostor	9		
9.	ZELENI ATRIJ	615	1	615
10.	PLAVI ATRIJ	685	1	685
11.	ULAZ	200		200
12.	RECEPCIJA	264		264
	prijem	165		
	ured recepcije	67		
	spremište	32		
13.	UPRAVA	64		64
	tajništvo	32		
	uprava	32		
14.	SANITARIJE	48	1	48
15.	ULICA	540	1	540
16.	KOMUNIKACIJE			
	vertikalne	31	3	93
	horizontalne	660		660

28,00
DUĆANI
2
28,00
RECEPCIJA
ULAZ
URED
RECEPCIJE
SKLADIŠTE
TAJNIK
UPRAVA
F
3

δ
A
A
32,00
32,00
A
β
θ
ζ

α

B

D

32,00

32,00

B

ε

γ

η

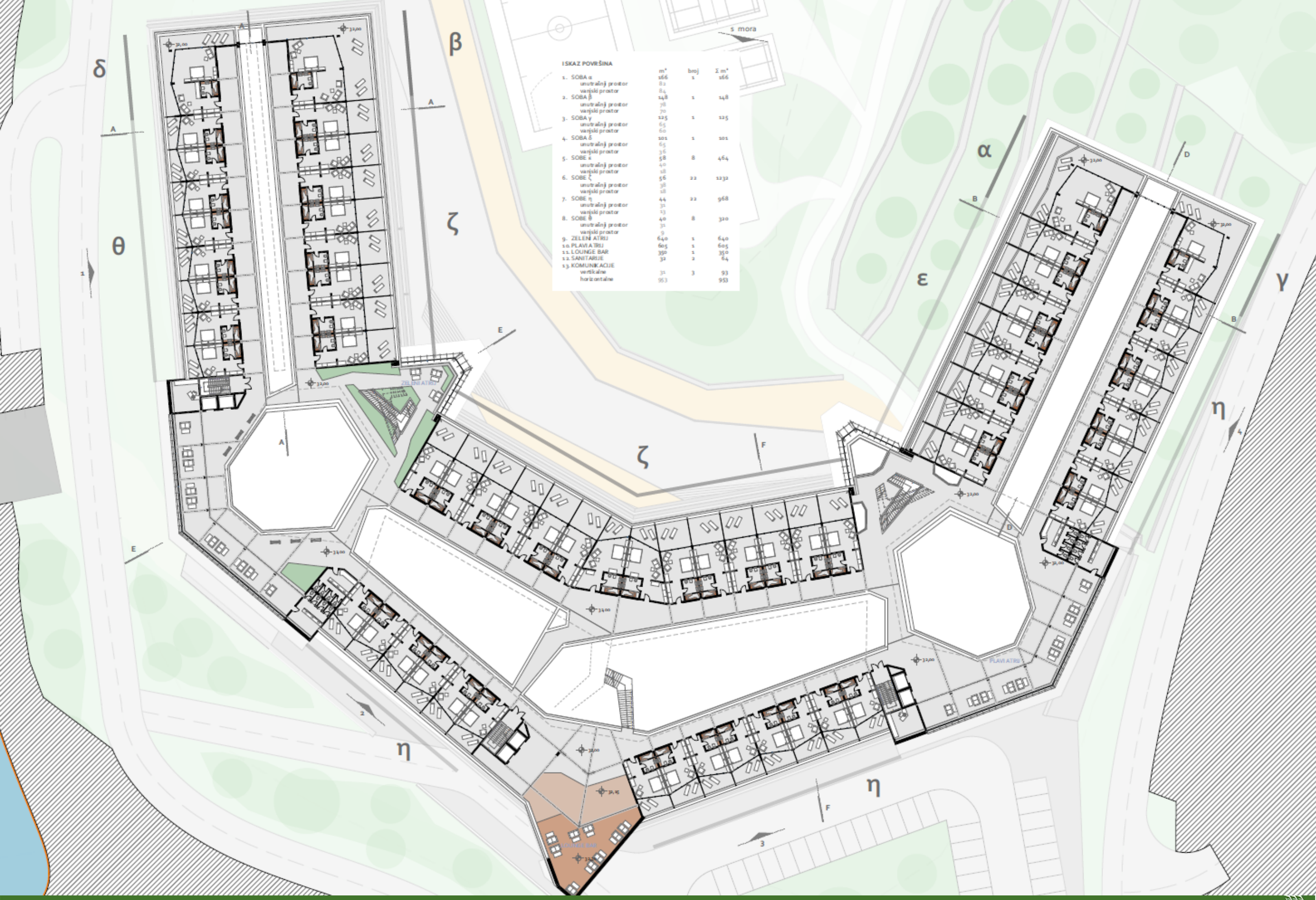

ISKAZ POVRŠINA

		m²	broj	Σ m²
1.	SOBA α	166	1	166
	unutrašnji prostor	82		
	vanjski prostor	84		
2.	SOBA β	148	1	148
	unutrašnji prostor	78		
	vanjski prostor	70		
3.	SOBA γ	125	1	125
	unutrašnji prostor	65		
	vanjski prostor	60		
4.	SOBA δ	101	1	101
	unutrašnji prostor	65		
	vanjski prostor	36		
5.	SOBE ε	58	8	464
	unutrašnji prostor	40		
	vanjski prostor	18		
6.	SOBE ζ	56	22	1232
	unutrašnji prostor	38		
	vanjski prostor	18		
7.	SOBE η	44	22	968
	unutrašnji prostor	31		
	vanjski prostor	13		
8.	SOBE θ	40	8	320
	unutrašnji prostor	31		
	vanjski prostor	9		
9.	ZELENI ATRIJ	640	1	640
10.	PLAVI ATRIJ	605	1	605
11.	LOUNGE BAR	350	1	350
12.	SANITARIJE	32	2	64
13.	KOMUNIKACIJE			
	vertikalne	31	3	93
	horizontalne	953		953

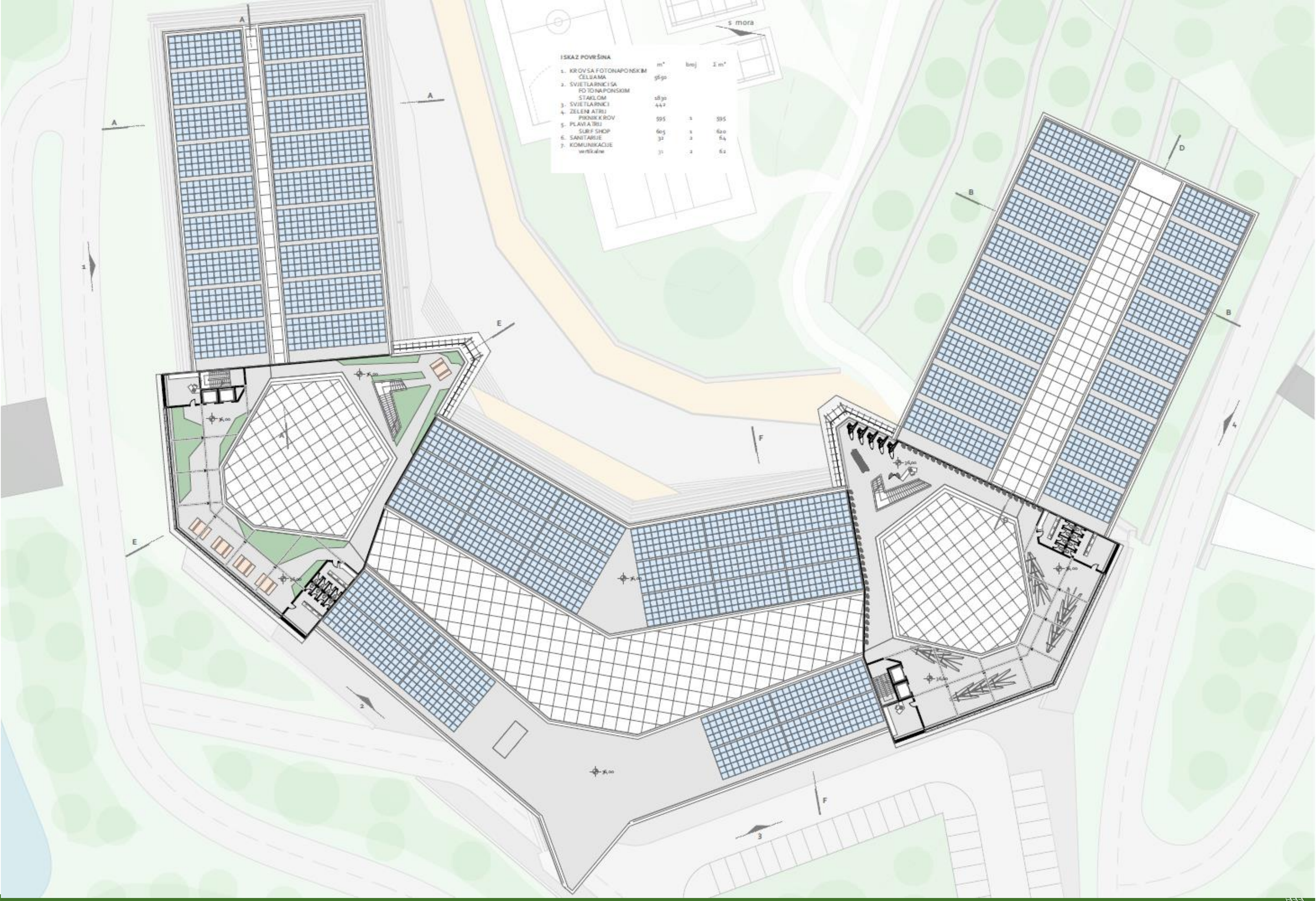

I SKAZ POVRŠINA

	m²	broj	Σ m²
1. KROV SA FOTONAPONSKIM ĆELIJAMA	5650		
2. SVJETLARNICI SA FOTONAPONSKIM STAKLOM	1830		
3. SVJETLARNICI	442		
4. ZELENI ATRIJ PIKNIK KROV	595	1	595
5. PLAVI ATRIJ SURF SHOP	605	1	620
6. SANITARIJE	32	2	64
7. KOMUNIKACIJE vertikalne	31	2	62

E
36,00
A
36,00
E

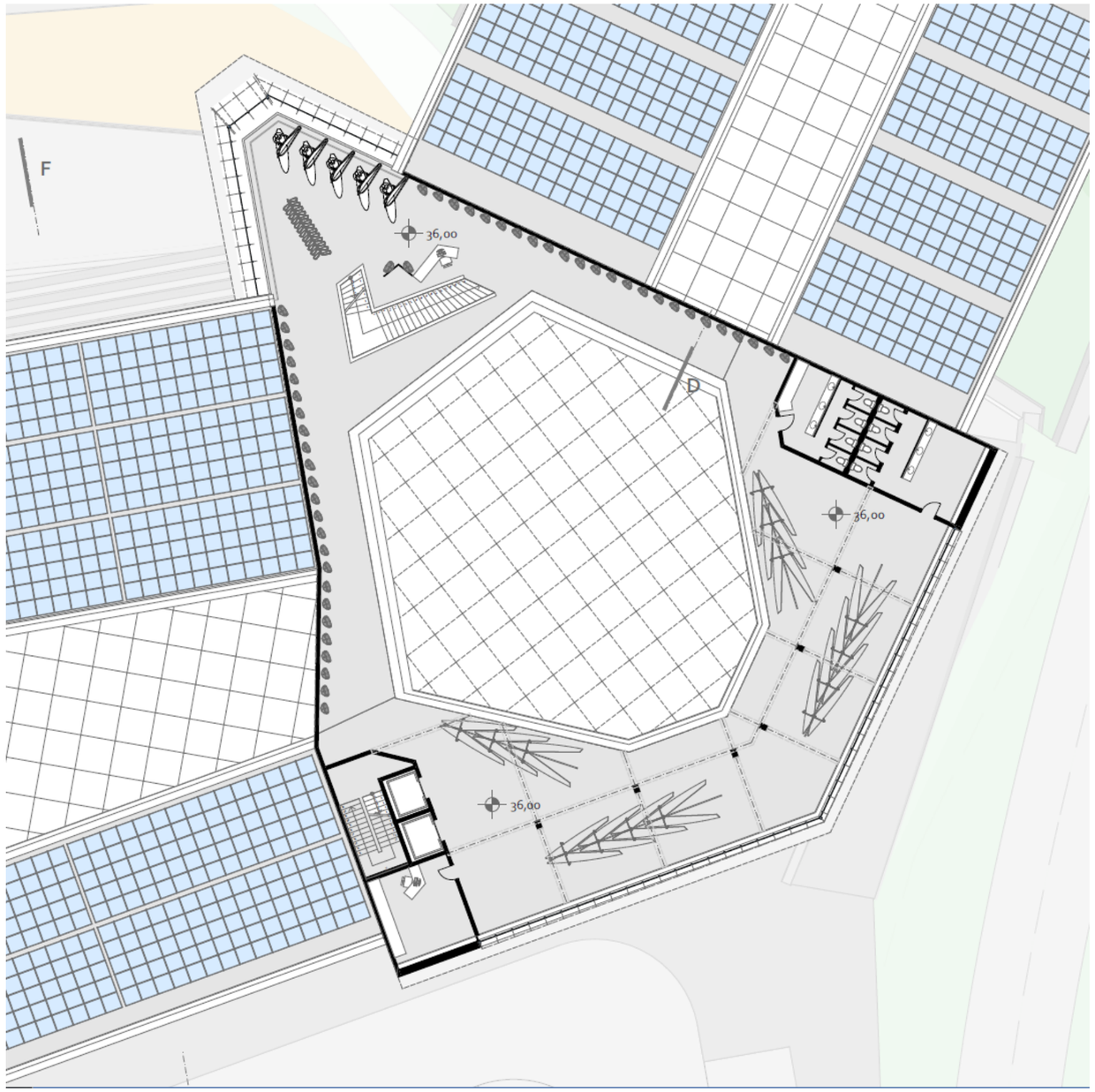
F
36,00
D
36,00
36,00

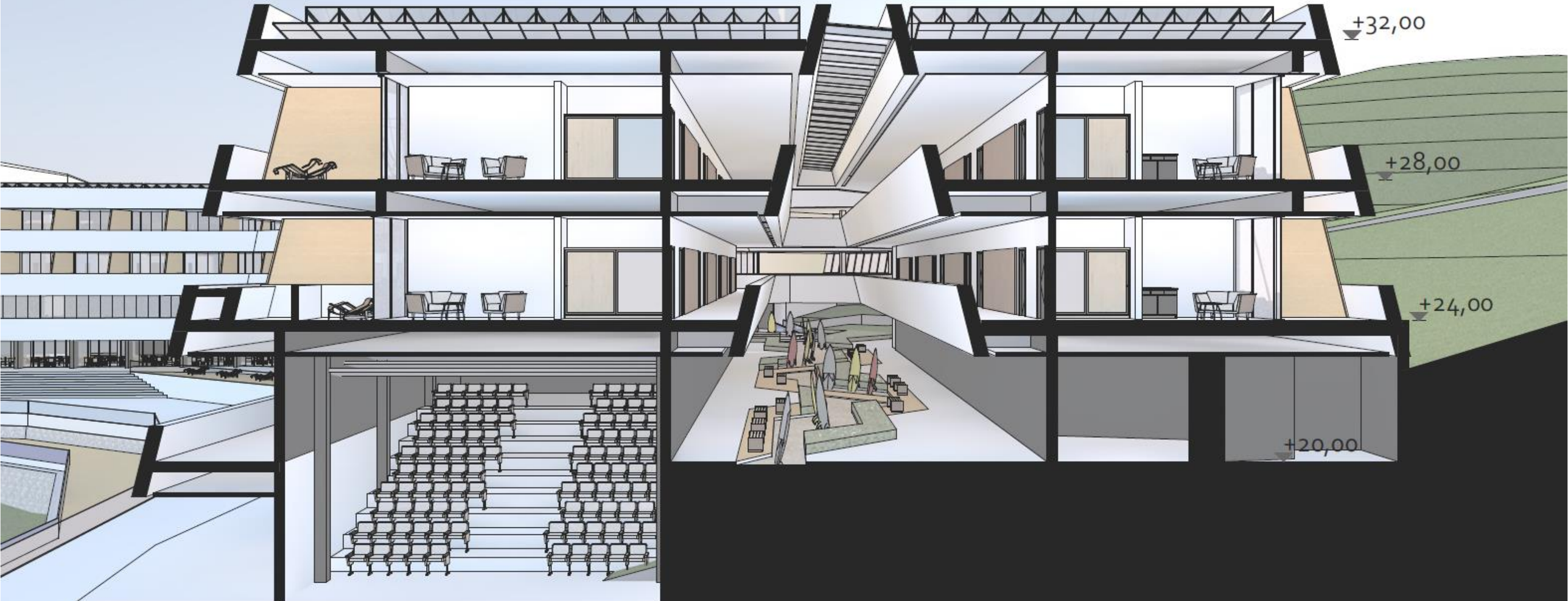

Presjek A-A



Presjek B-B

Presjek C-C

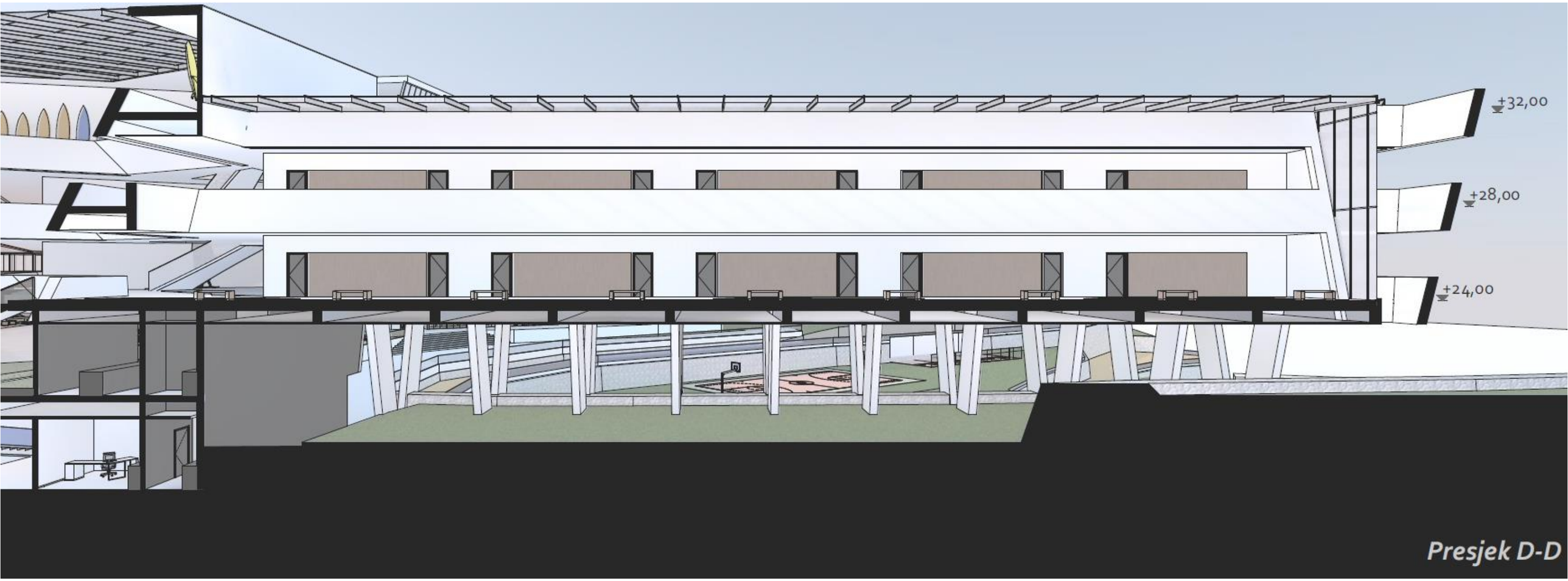

Presjek D-D



Presjek E-E

Presjek F-F

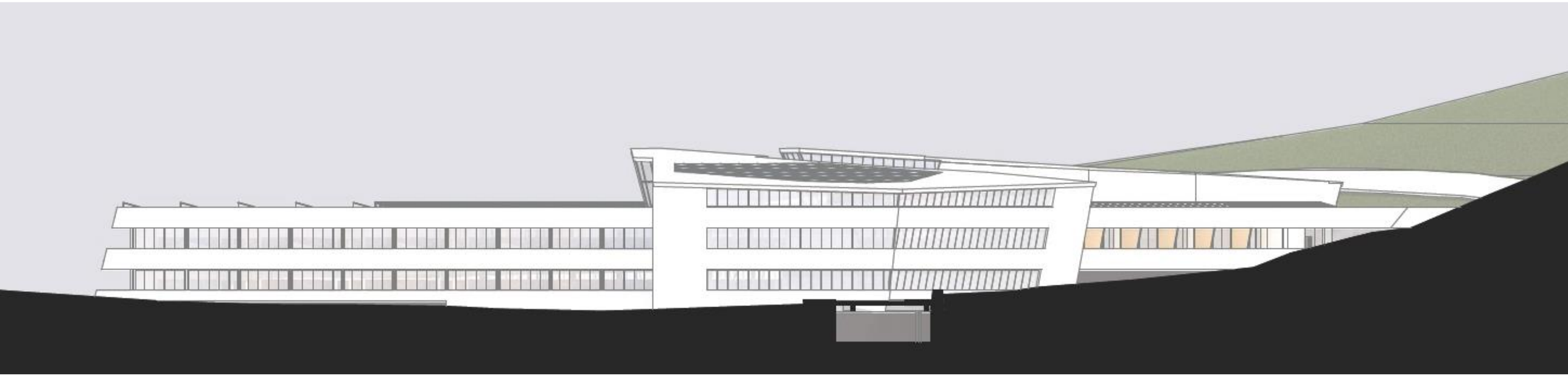

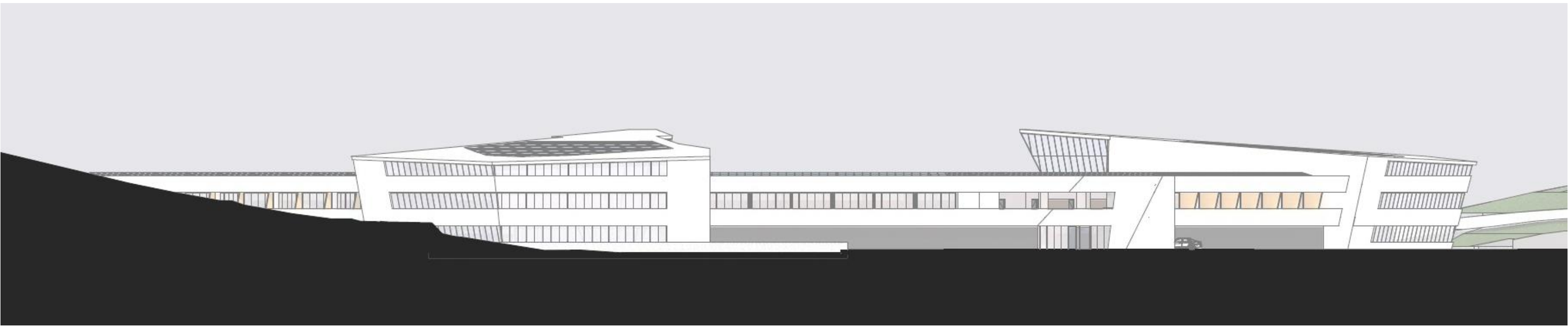

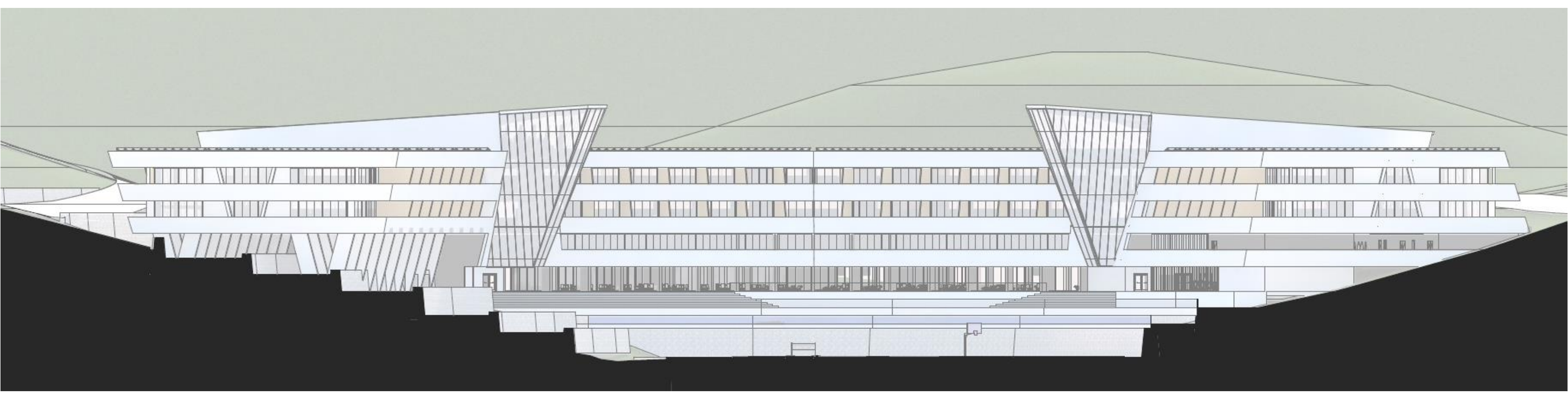

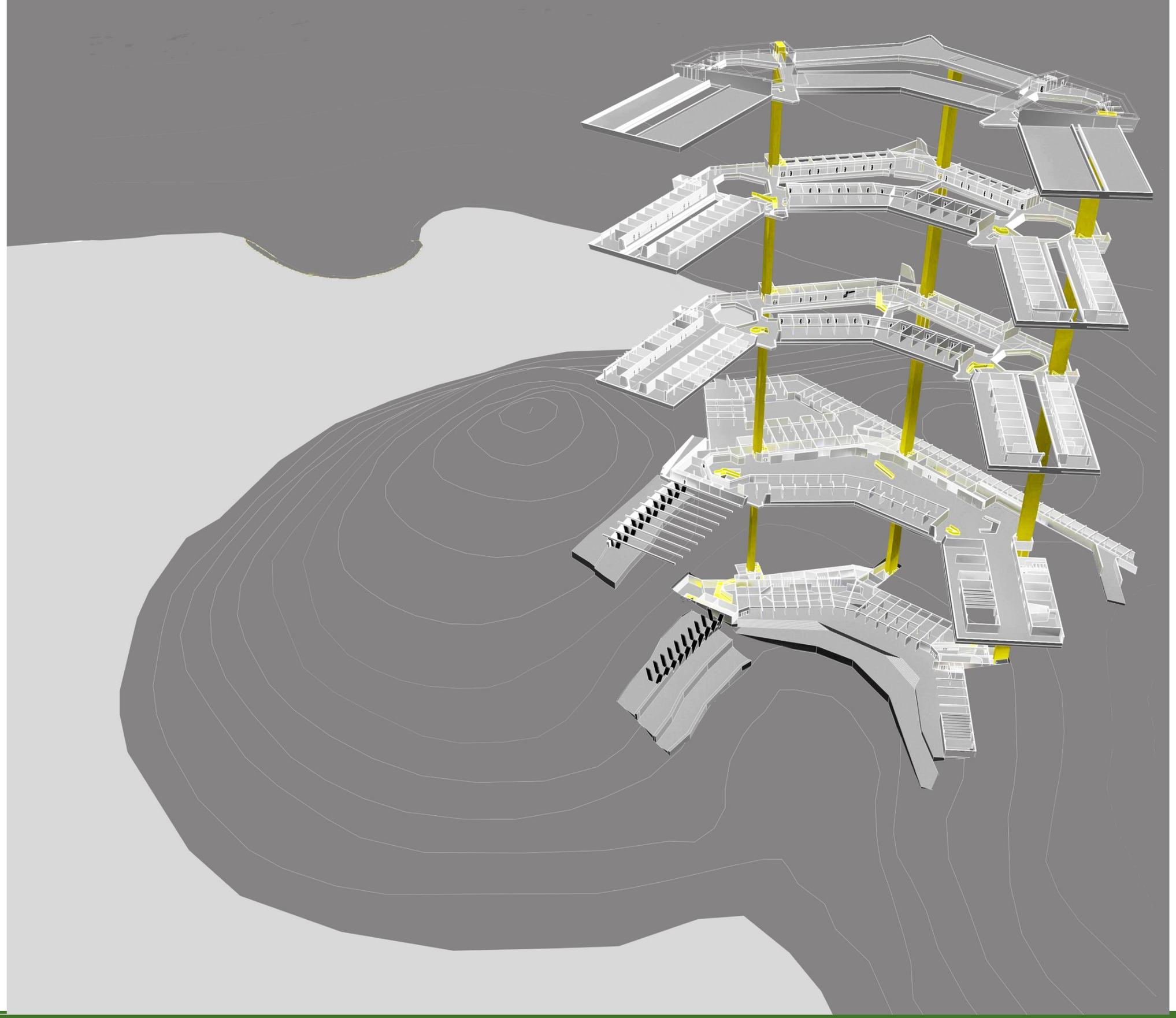



SPA

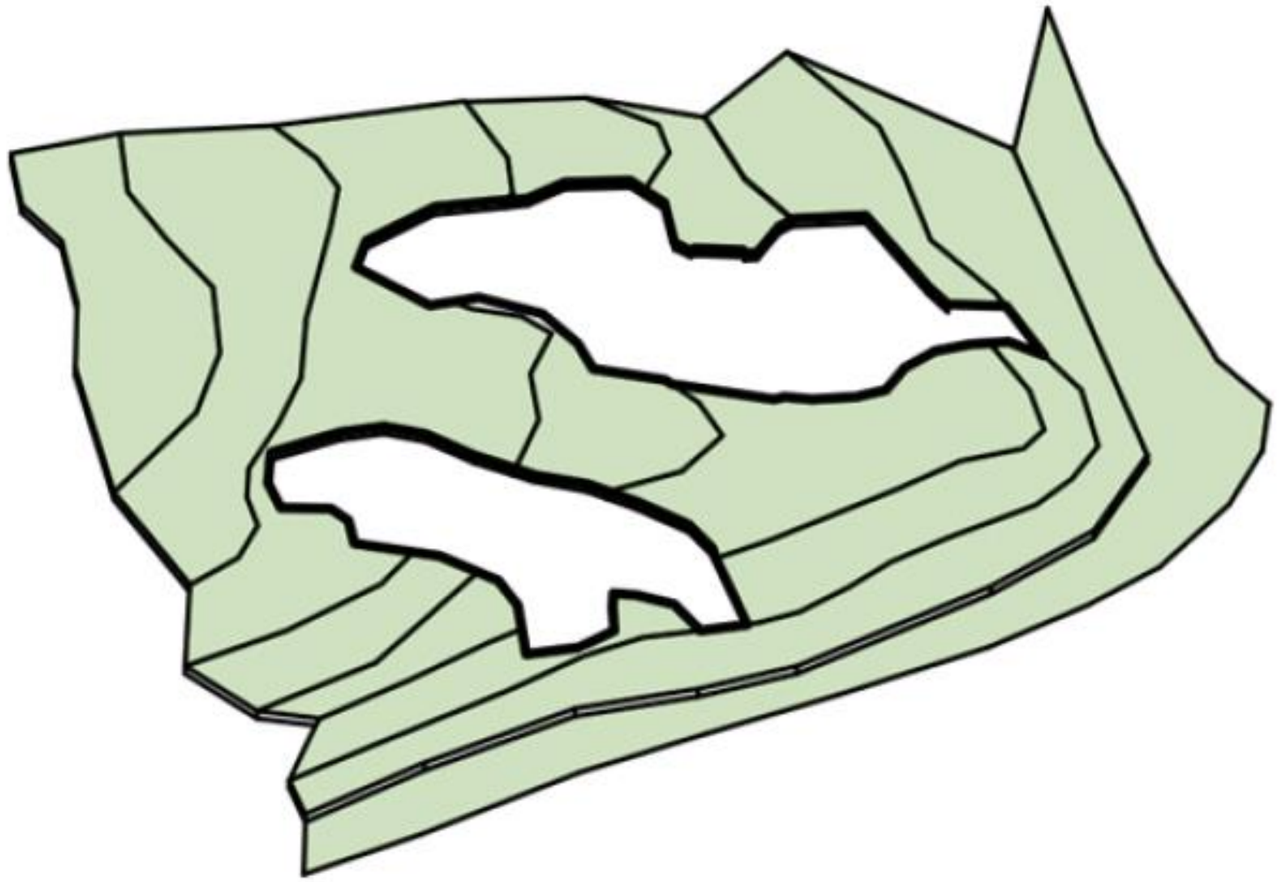

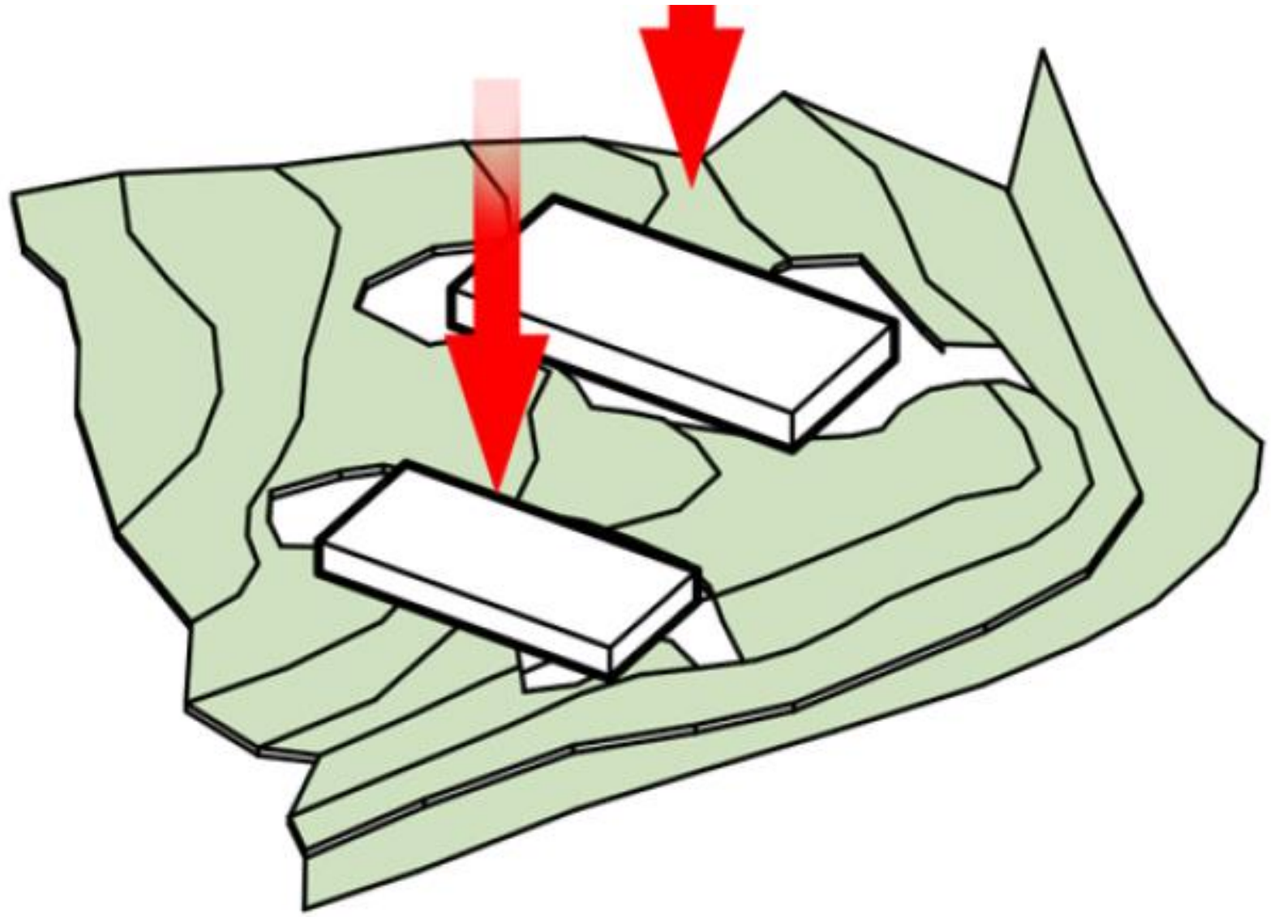

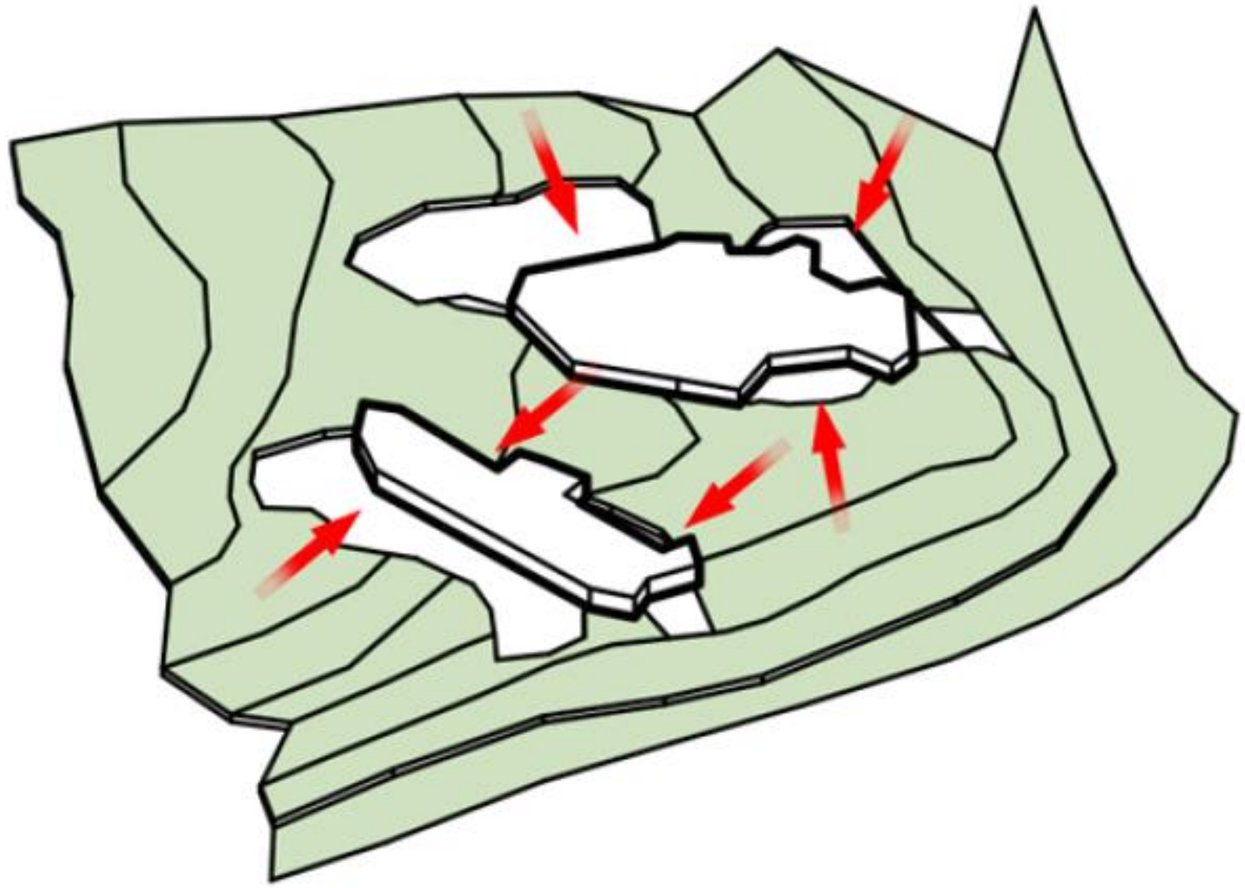

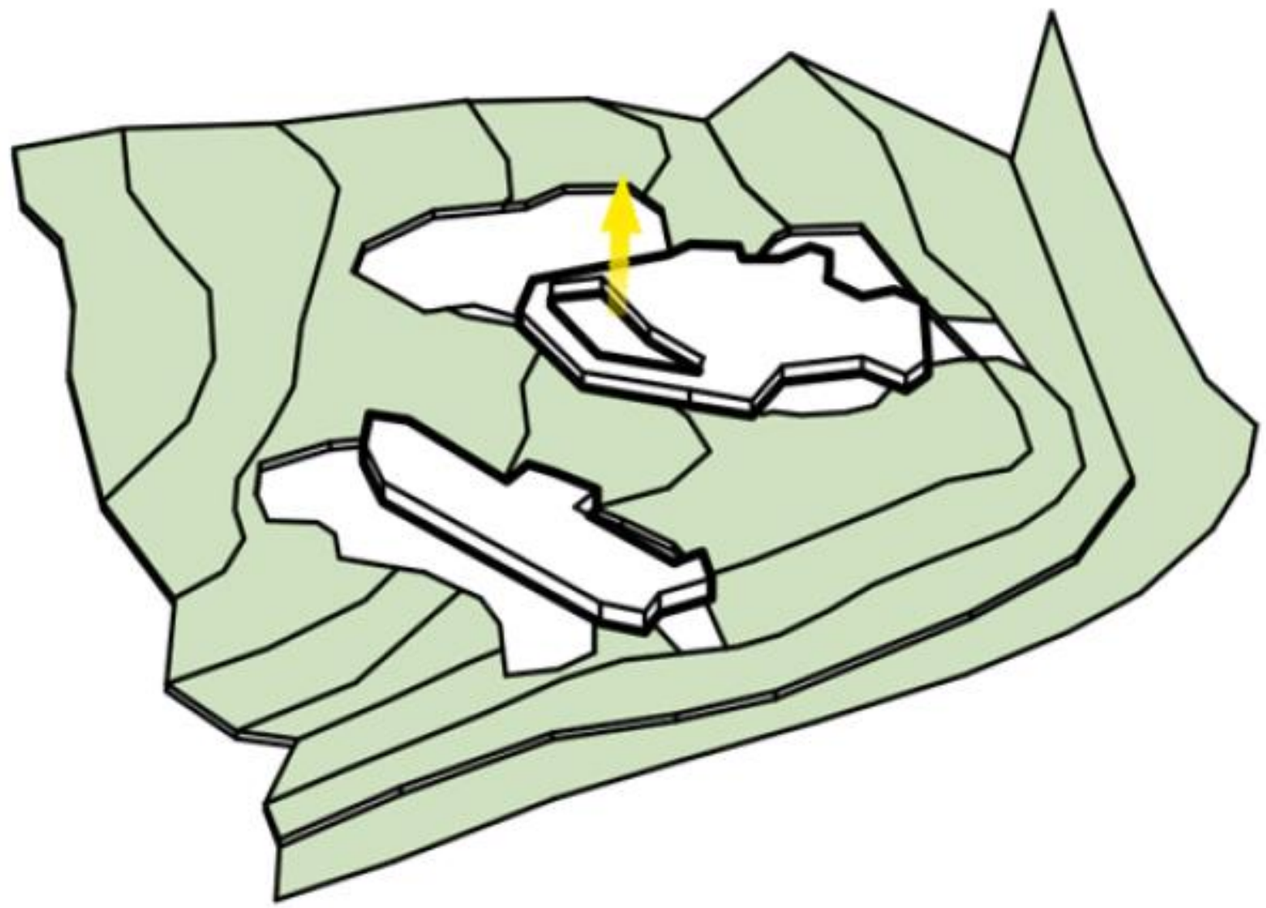

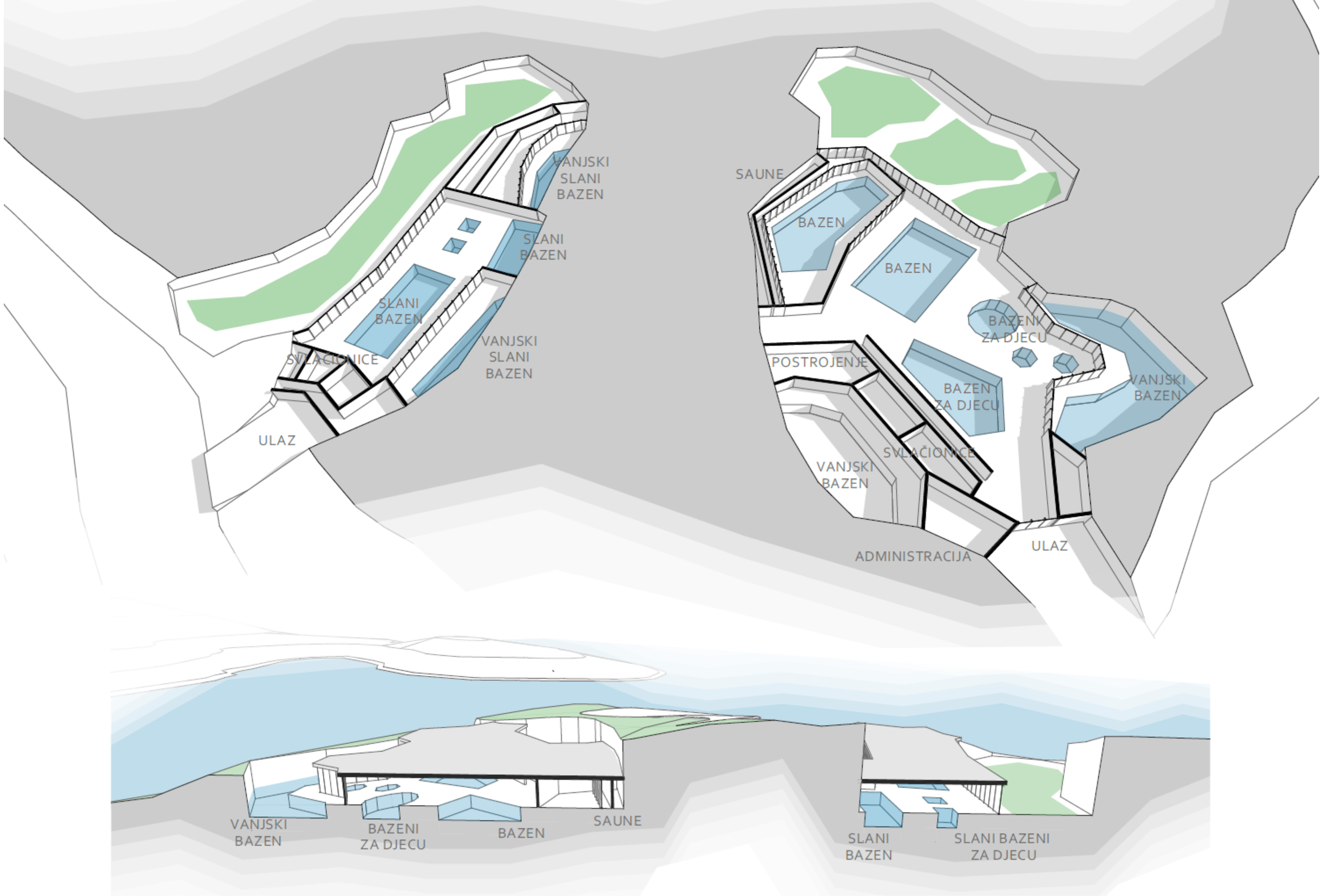
VANJSKI SLANI BAZEN
SLANI BAZEN
SLANI BAZEN
SVLAČIONICE
VANJSKI SLANI BAZEN
ULAZ
SAUNE
BAZEN
BAZEN
BAZENI ZA DJECU
POSTROJENJE
BAZEN ZA DJECU
VANJSKI BAZEN
SVLAČIONICE
VANJSKI BAZEN
ULAZ
ADMINISTRACIJA
VANJSKI BAZEN
BAZENI ZA DJECU
BAZEN
SAUNE
SLANI BAZEN
SLANI BAZENI ZA DJECU

BUNGALOVI

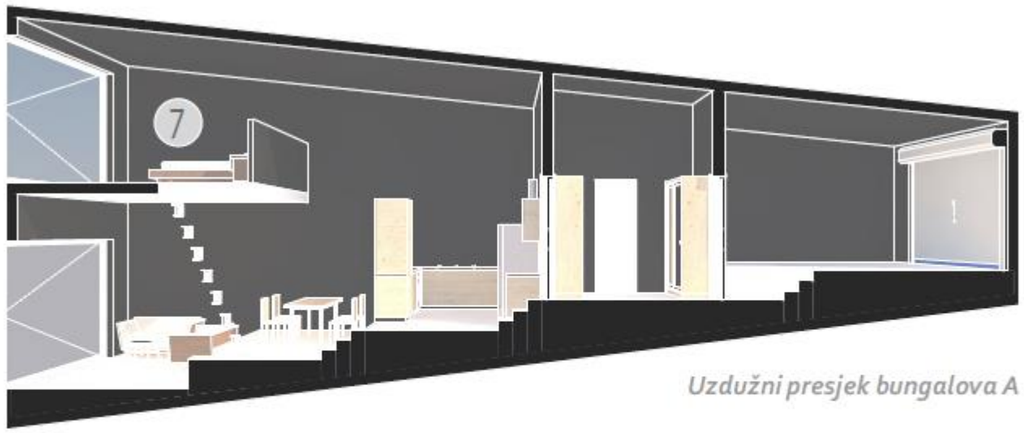

Uzdužni presjek bungalova A

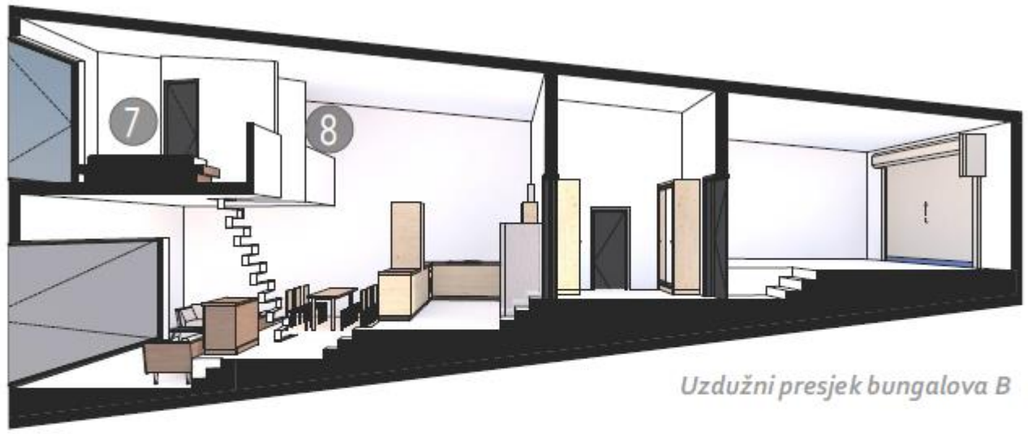

Uzdužni presjek bungalova B

Tlocrt bungalova A

Jednosobni bungalov

		m²
1	Ulazni prostor	6
2	Kupaonica	6
3	Garaža	23
4	Kuhinja	14
5	Blagovaonica	14
6	Dnevna soba	14
7	Spavaća soba	19

Tlocrt bungalova B

Dvosobni bungalov

		m²
1	Ulazni prostor	8
2	Kupaonica	8
3	Garaža	25
4	Kuhinja	19
5	Blagovaonica	21
6	Dnevna soba	22
7	Spavaća soba 1	13
8	Spavaća soba 2	13

VIZUALIZACIJE



















ZAHVALE :

Mentoru : prof.art. Anti Kuzmaniću
Komentoru : prof.dr.sc. Juri Margeti
Konzultantu za konstrukcije : prof.dr.sc. Borisu Trogrliću

Profesorima :
doc.dr.sc. Ivi Andriću
doc.dr.sc Veljku Srziću
prof.dr.sc Miji Vranješu

Gradonačelniku Andriji Fabrisu i uredu za urbanizam grada Korčule

Kolegama :
Niki Peraniću
Ivanu Repušiću
Dunji Mitrović
Nori Dešković

Rukovoditelju ODS Elektrojug-a dipl.ing.el. : Nikoli Lausu

Tehničkom direktoru NPKL-a : dipl ing.aedif. : Nevenu Brčiću

i svim ostalima koji su pomogli u izradi ovog dipomskog rada